

**ADIKAVI NANNAYA UNIVERSITY:: RAJAMAHENDRAVARAM
INTERNAL QUALITY ASSURANCE CELL**

**ANALYSIS & ACTION TAKEN REPORT OF
FEEDBACK ON CURRICULUM**

(2019-20)



**Rajaraja Narendra Nagar, NH-16
Rajanagaram Mandal, Andhra Pradesh- 533296.**

FEEDBACK ON CURRICULUM:: ANALYSIS & ACTION TAKEN REPORT (For the Academic Year: 2019-20)

As decided by the IQAC, feedback on curriculum was collected at the end of every academic year from the students and faculty members. Feedbacks have been designed separately for students and teachers. While the feedbacks collected from students were analyzed program wise, the feedbacks collected from faculty were analyzed taking all the faculty members of the university as a group. The analysis reports thus prepared are forwarded to the Dean, Academic Affairs and to the heads of departments through the respective principals for taking necessary further action. For the academic year 2019-20, the feedback has been collected from students who have appeared for their final semester examination in the year 2020 and also from the faculty members who have worked during the academic year 2019-20.

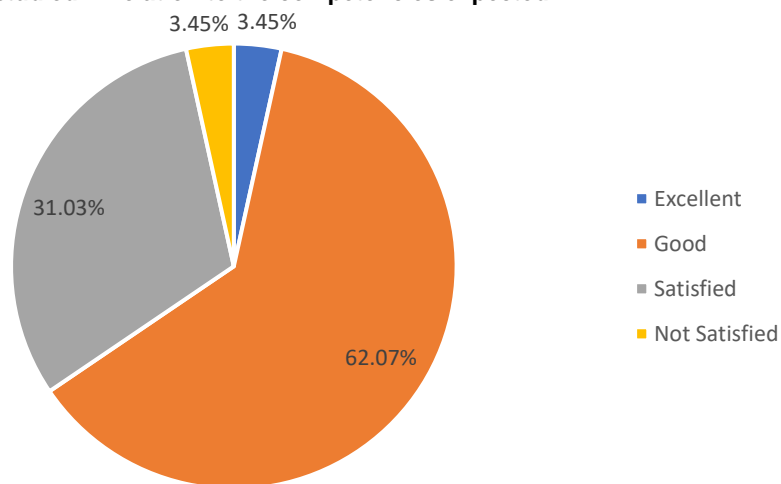
(i) Feedback from students:

Program Name: Economics

For the academic year 2019-20 feedback was received from 29 numbers of students for the program Economics which are then analyzed and the analysis report is prepared and presented

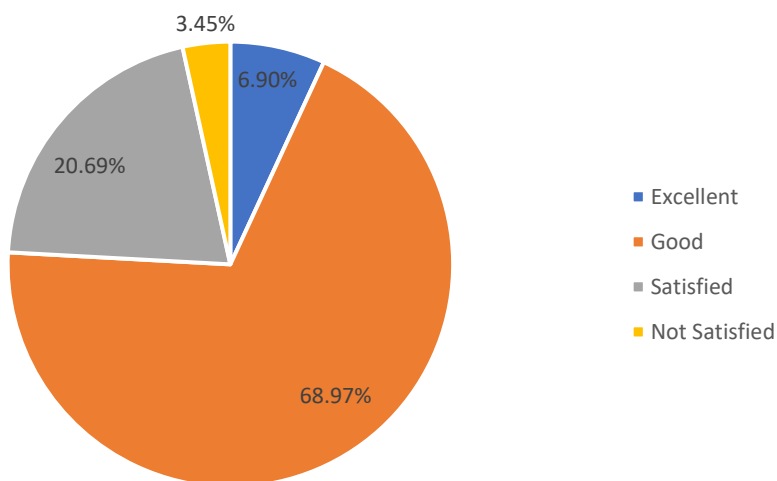
Q1 Rate the syllabus of the courses that you have studied in relation to the competencies expected.

	Frequency	Percent
Excellent	1	3.4
Good	18	62.1
Satisfied	9	31.0
Not Satisfied	1	3.4
Total	29	100.0



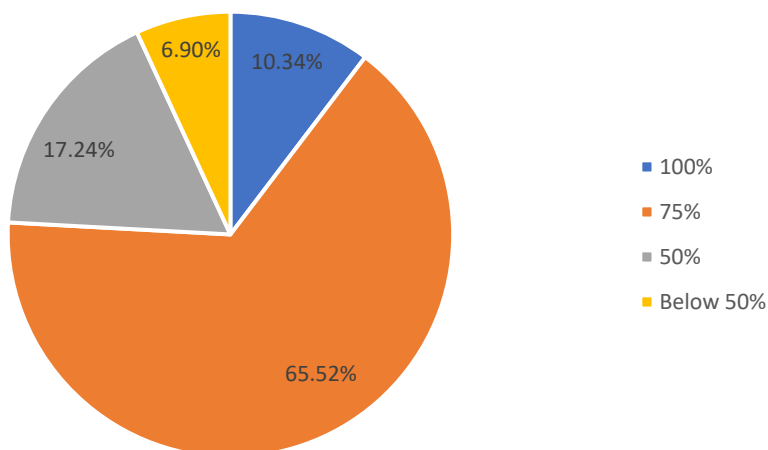
Q2 Rate the relevance of the units in the syllabus of each course

	Frequency	Percent
Excellent	2	6.9
Good	20	69.0
Satisfied	6	20.7
Not Satisfied	1	3.4
Total	29	100.0



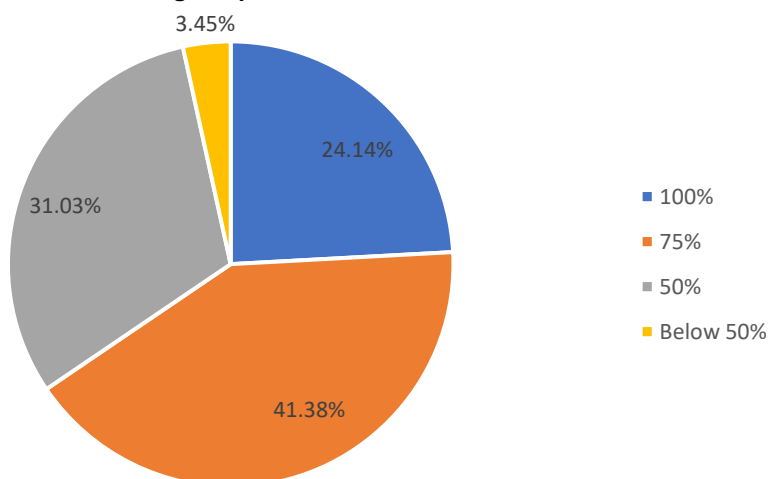
Q3 Rate how the curriculum supports the required Practical skills in the Laboratory

	Frequency	Percent
100%	3	10.3
75%	19	65.5
50%	5	17.2
Below 50%	2	6.9
Total	29	100.0



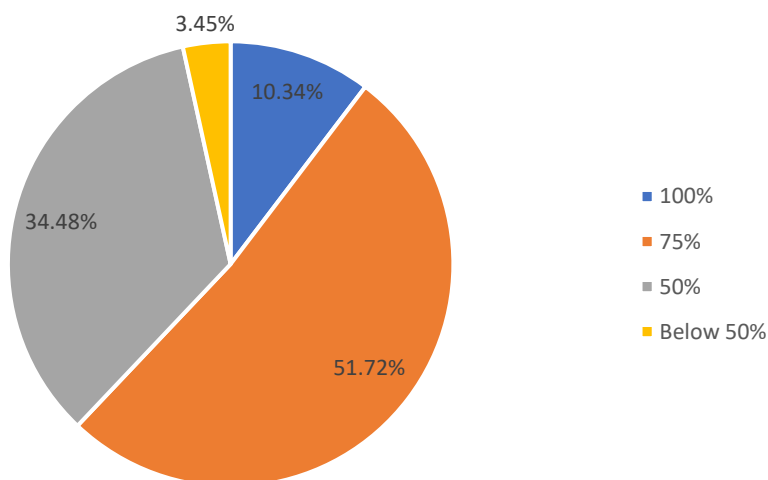
Q4 Rate your curriculum in terms of providing the basic knowledge required for further Education.

	Frequency	Percent
100%	7	24.1
75%	12	41.4
50%	9	31.0
Below 50%	1	3.4
Total	29	100.0



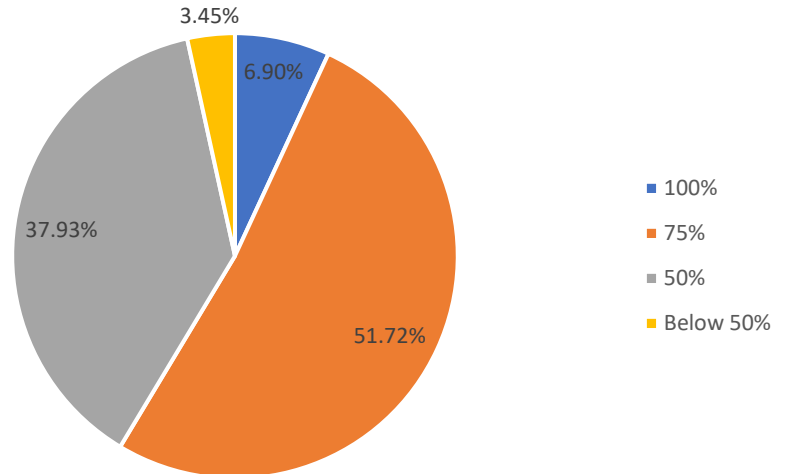
Q5 How far your syllabus was useful to crack the CSIR/ UGC NET/APSET/GATE/..?

	Frequency	Percent
100%	3	10.3
75%	15	51.7
50%	10	34.5
Below 50%	1	3.4
Total	29	100.0



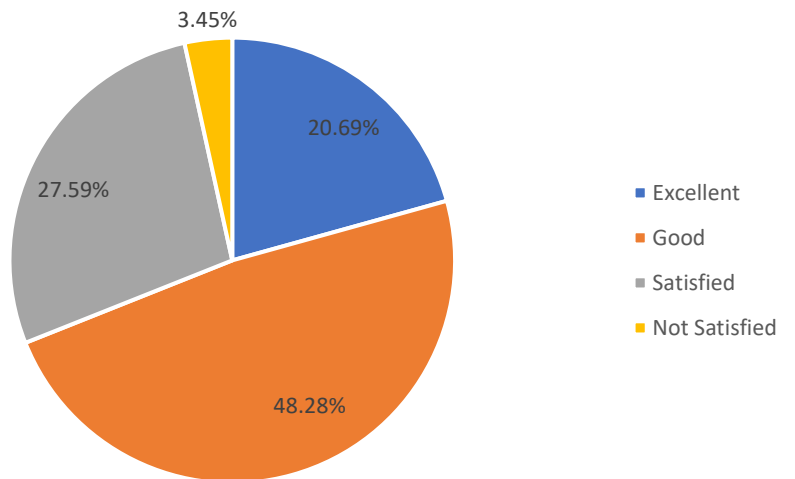
Q6 Rate the Curriculum – in terms of providing employability after completion of the program.

	Frequency	Percent
100%	2	6.9
75%	15	51.7
50%	11	37.9
Below 50%	1	3.4
Total	29	100.0



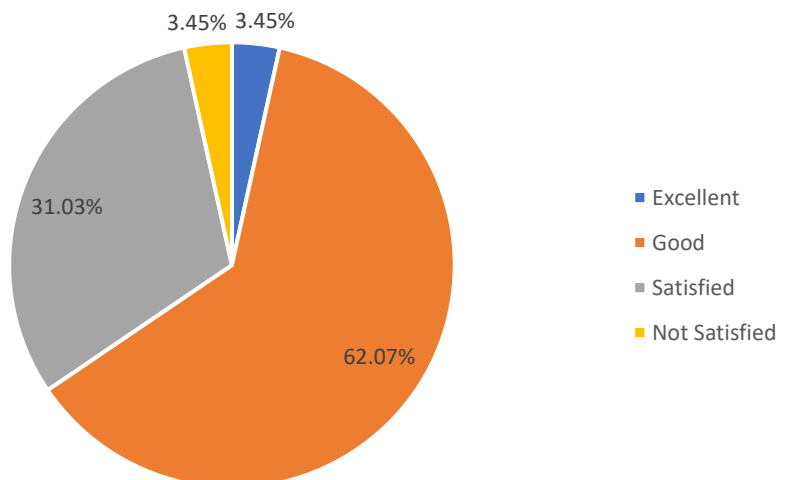
Q7 Rate the curriculum in improving your knowledge in the subject studied?

	Frequency	Percent
Excellent	6	20.7
Good	14	48.3
Satisfied	8	27.6
Not Satisfied	1	3.4
Total	29	100.0



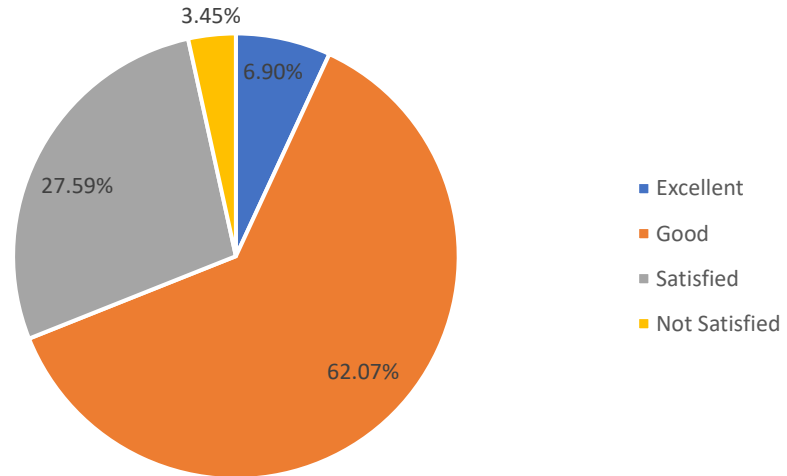
Q8 Rate the curriculum in terms of content evolving from basic level to Advanced Level in the ascending order of semesters.

	Frequency	Percent
Excellent	1	3.4
Good	18	62.1
Satisfied	9	31.0
Not Satisfied	1	3.4
Total	29	100.0



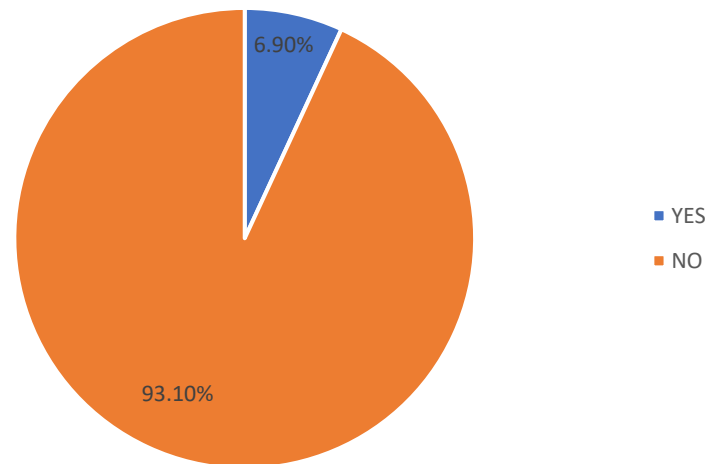
Q9 What is your over all opinion regarding the existing Curriculum?

	Frequency	Percent
Excellent	2	6.9
Good	18	62.1
Satisfied	8	27.6
Not Satisfied	1	3.4
Total	29	100.0



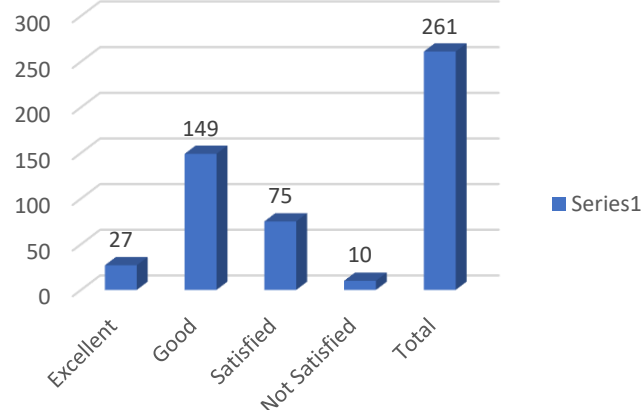
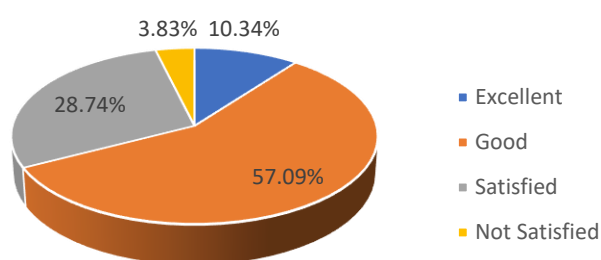
Q10 Do you think there is a need to modify your syllabus? (Yes/No) If yes, specify what portion needs to be modified with justification.

	Frequency	Percent
Yes	2	6.9
No	27	93.1
Total	29	100.0



Consolidated statement of analysis:

S. No	Question	No. of students opined				Total no. of Responses
		Excellent/ (100%)	Good/ (75%)	Satisfied/ (50%)	Not Satisfied/ (Below 50%)	
1.	Rate the syllabus of the courses that you have studied in relation to the competencies expected.	1	18	9	1	29
2.	Rate the relevance of the units in the syllabus of each course.	2	20	6	1	29
3.	Rate how the curriculum supports the required Practical skills in the Laboratory	3	19	5	2	29
4.	Rate your curriculum in terms of providing the basic knowledge required for further Education.	7	12	9	1	29
5.	How far your syllabus was useful to crack the CSIR/ UGC NET/APSET/GATE/..?	3	15	10	1	29
6.	Rate the Curriculum – in terms of providing employability after completion of the program.	2	15	11	1	29
7.	Rate the curriculum in improving your knowledge in the subject studied?	6	14	8	1	29
8.	Rate the curriculum in terms of content evolving from basic level to Advanced Level in the ascending order of semesters.	1	18	9	1	29
9.	What is your over all opinion regarding the existing Curriculum?	2	18	8	1	29
TOTAL		27	149	75	10	261
10.	Do you think there is a need to modify your syllabus? (Yes/No) If yes, specify what portion needs to be modified with justification.	YES: 2		NO: 27		29

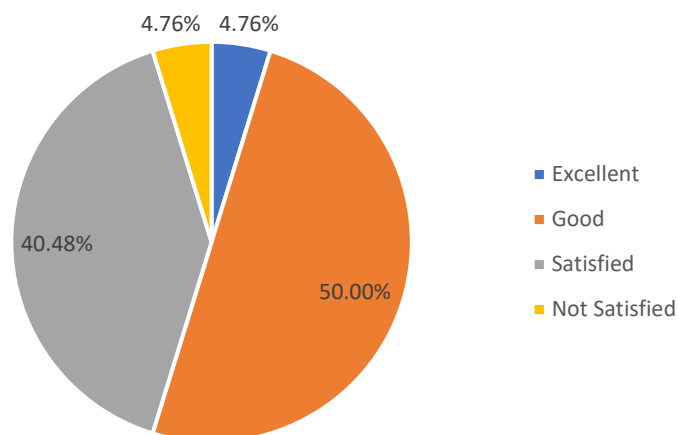


Program Name: English

For the academic year 2019-20 feedback was received from 42 numbers of students for the program English which are then analyzed and the analysis report is prepared and presented.

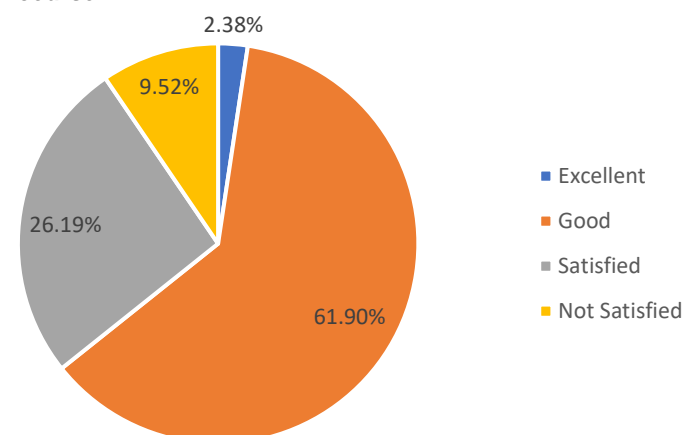
Q1 Rate the syllabus of the courses that you have studied in relation to the competencies expected.

	Frequency	Percent
Excellent	2	4.8
Good	21	50.0
Satisfied	17	40.5
Not Satisfied	2	4.8
Total	42	100.0



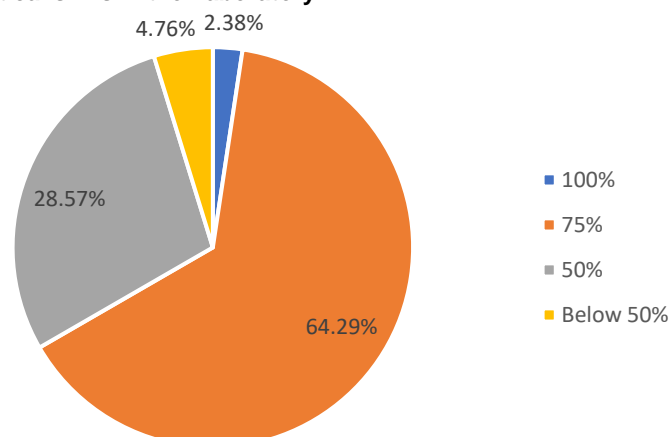
Q2 Rate the relevance of the units in the syllabus of each course

	Frequency	Percent
Excellent	1	2.4
Good	26	61.9
Satisfied	11	26.2
Not Satisfied	4	9.5
Total	42	100.0



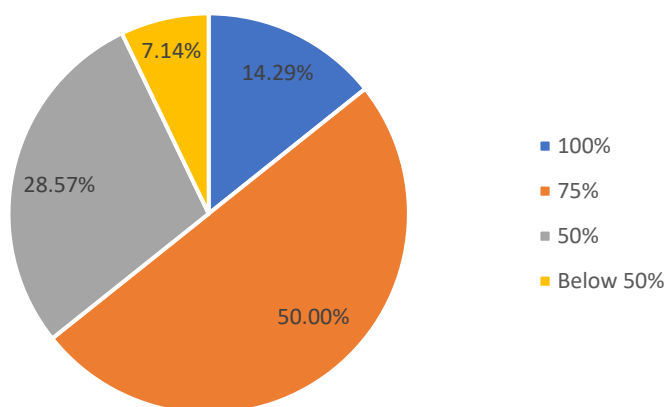
Q3 Rate how the curriculum supports the required Practical skills in the Laboratory

	Frequency	Percent
100%	1	2.4
75%	27	64.3
50%	12	28.6
Below 50%	2	4.8
Total	42	100.0



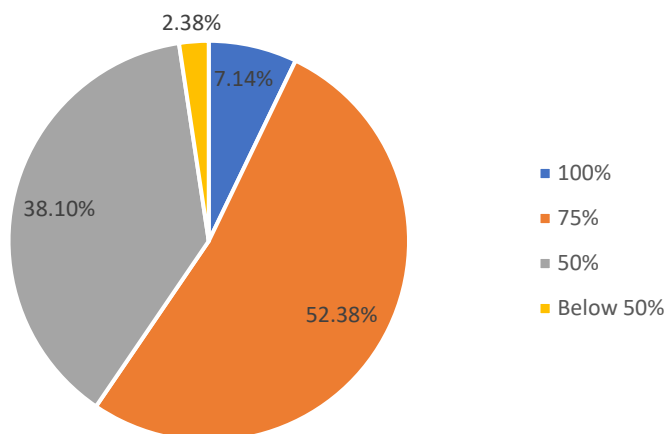
Q4 Rate your curriculum in terms of providing the basic knowledge required for further Education.

	Frequency	Percent
100%	6	14.3
75%	21	50.0
50%	12	28.6
Below 50%	3	7.1
Total	42	100.0



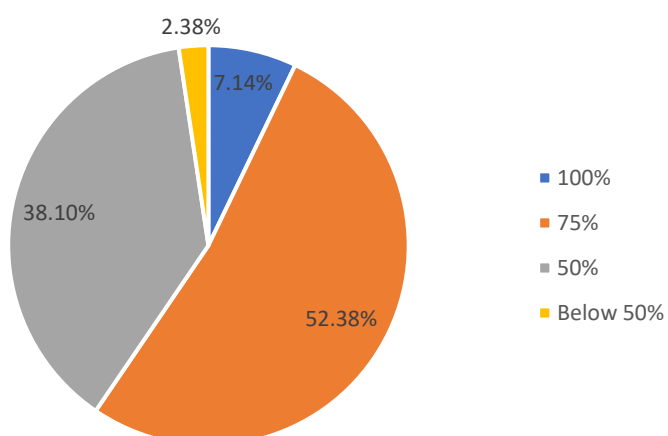
Q5 How far your syllabus was useful to crack the CSIR/ UGC NET/APSET/GATE/..?

	Frequency	Percent
100%	3	7.1
75%	22	52.4
50%	16	38.1
Below 50%	1	2.4
Total	42	100.0



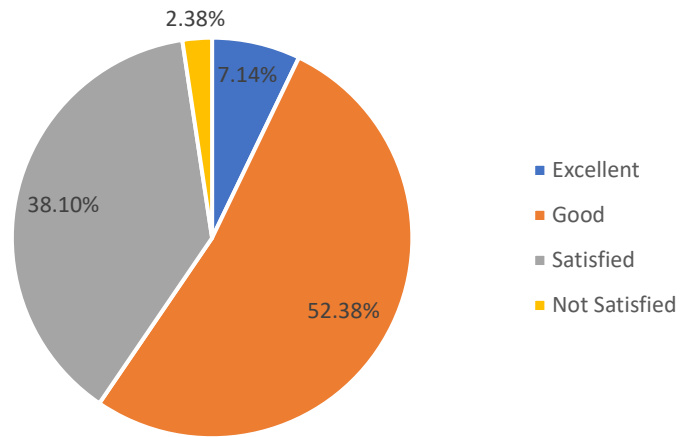
Q6 Rate the Curriculum – in terms of providing employability after completion of the program.

	Frequency	Percent
100%	3	7.1
75%	22	52.4
50%	16	38.1
Below 50%	1	2.4
Total	42	100.0



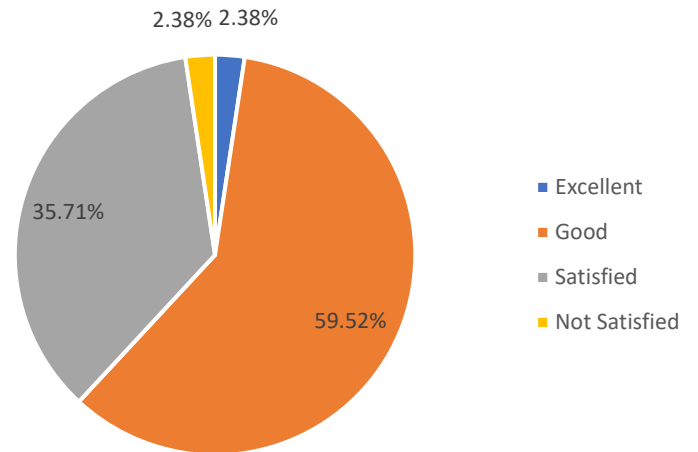
Q7 Rate the curriculum in improving your knowledge in the subject studied?

	Frequency	Percent
Excellent	3	7.1
Good	22	52.4
Satisfied	16	38.1
Not Satisfied	1	2.4
Total	42	100.0



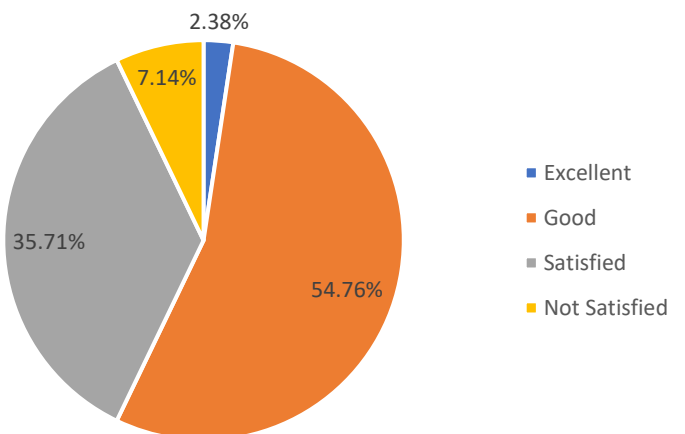
Q8 Rate the curriculum in terms of content evolving from basic level to Advanced Level in the ascending order of semesters.

	Frequency	Percent
Excellent	1	2.4
Good	25	59.5
Satisfied	15	35.7
Not Satisfied	1	2.4
Total	42	100.0



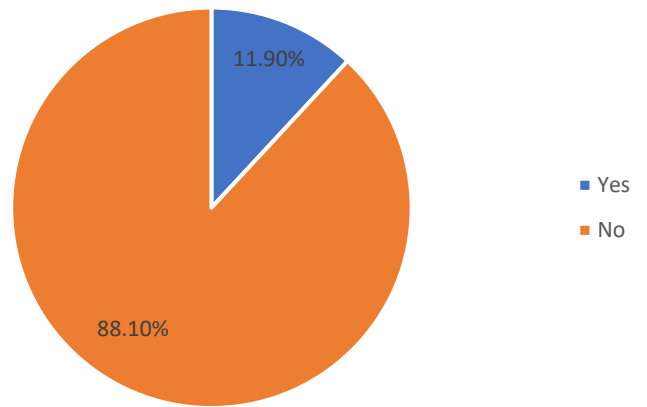
Q9 What is your over all opinion regarding the existing Curriculum?

	Frequency	Percent
Excellent	1	2.4
Good	23	54.8
Satisfied	15	35.7
Not Satisfied	3	7.1
Total	42	100.0



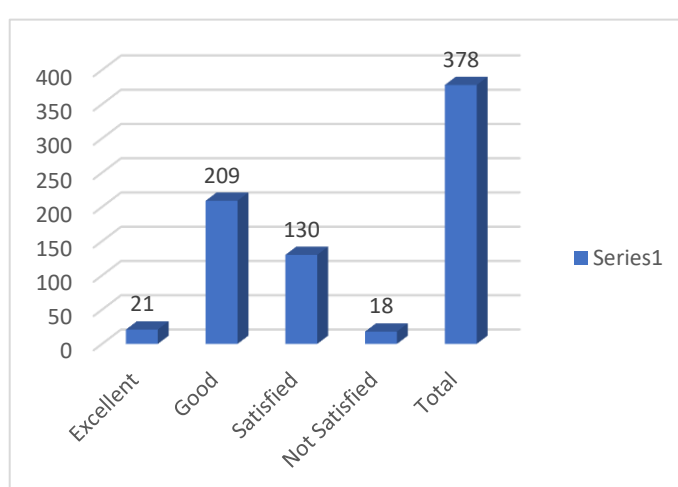
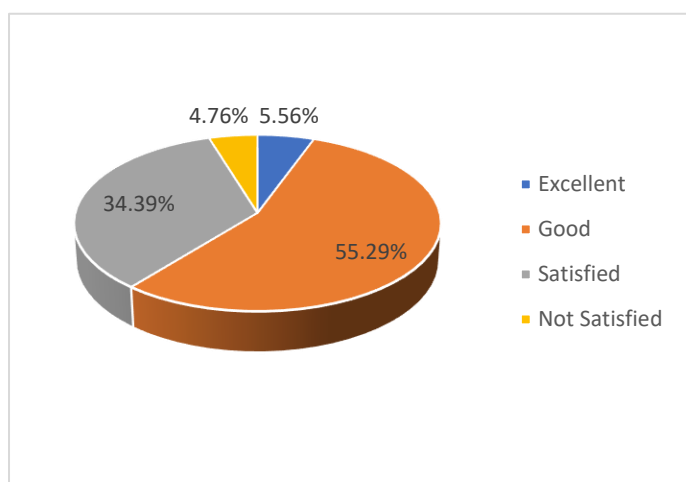
Q10 Do you think there is a need to modify your syllabus? (Yes/No) If yes, specify what portion needs to be modified with justification.

	Frequency	Percent
Yes	5	11.9
No	37	88.1
Total	42	100.0



Consolidated statement of analysis:

S. No	Question	No. of students opined				Total no. of Responses
		Excellent/ (100%)	Good/ (75%)	Satisfied/ (50%)	Not Satisfied/ (Below 50%)	
1.	Rate the syllabus of the courses that you have studied in relation to the competencies expected.	2	21	17	2	42
2.	Rate the relevance of the units in the syllabus of each course.	1	26	11	4	42
3.	Rate how the curriculum supports the required Practical skills in the Laboratory	1	27	12	2	42
4.	Rate your curriculum in terms of providing the basic knowledge required for further Education.	6	21	12	3	42
5.	How far your syllabus was useful to crack the CSIR/ UGC NET/APSET/GATE/..?	3	22	16	1	42
6.	Rate the Curriculum – in terms of providing employability after completion of the program.	3	22	16	1	42
7.	Rate the curriculum in improving your knowledge in the subject studied?	3	22	16	1	42
8.	Rate the curriculum in terms of content evolving from basic level to Advanced Level in the ascending order of semesters.	1	25	15	1	42
9.	What is your over all opinion regarding the existing Curriculum?	1	23	15	3	42
TOTAL		21	209	130	18	378
10.	Do you think there is a need to modify your syllabus? (Yes/No) If yes, specify what portion needs to be modified with justification.	YES: 5		NO: 37		42

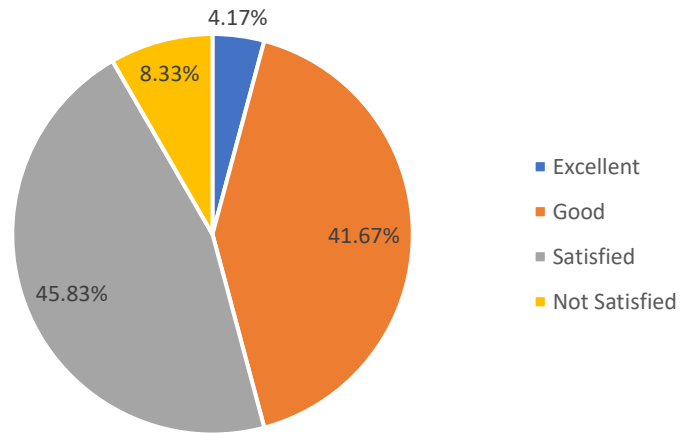


Program Name: MBA (T & H)

For the academic year 2019-20 feedback was received from 24 numbers of students for the program MBA (T & H) which are then analyzed and the analysis report is prepared and presented.

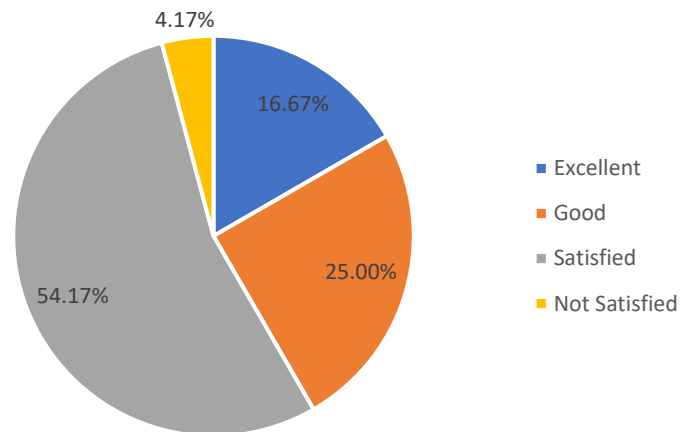
Q1 Rate the syllabus of the courses that you have studied in relation to the competencies expected.

	Frequency	Percent
Excellent	1	4.2
Good	10	41.7
Satisfied	11	45.8
Not Satisfied	2	8.3
Total	24	100.0



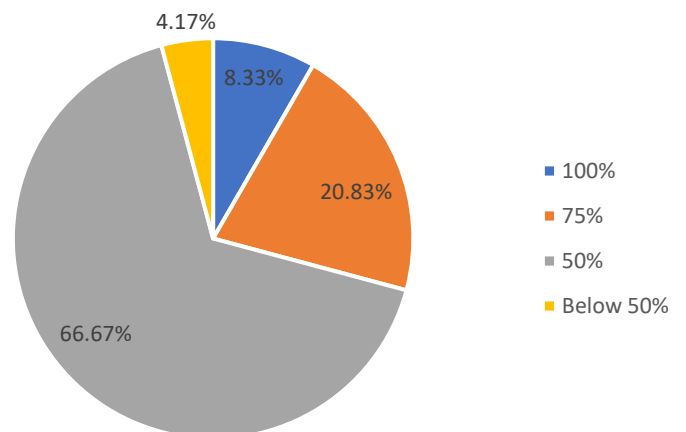
Q2 Rate the relevance of the units in the syllabus of each course

	Frequency	Percent
Excellent	4	16.7
Good	6	25.0
Satisfied	13	54.2
Not Satisfied	1	4.2
Total	24	100.0



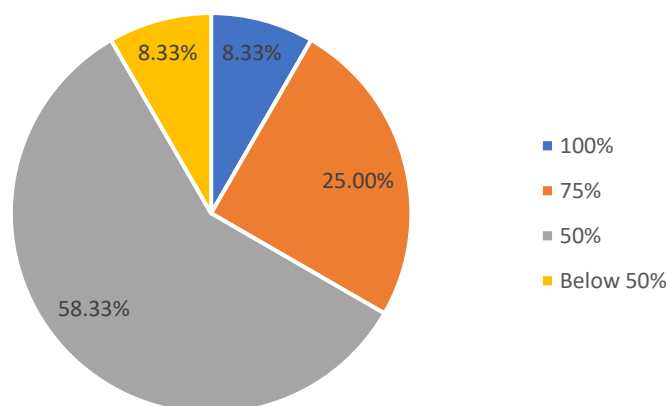
Q3 Rate how the curriculum supports the required Practical skills in the Laboratory

	Frequency	Percent
100%	2	8.3
75%	5	20.8
50%	16	66.7
Below 50%	1	4.2
Total	24	100.0



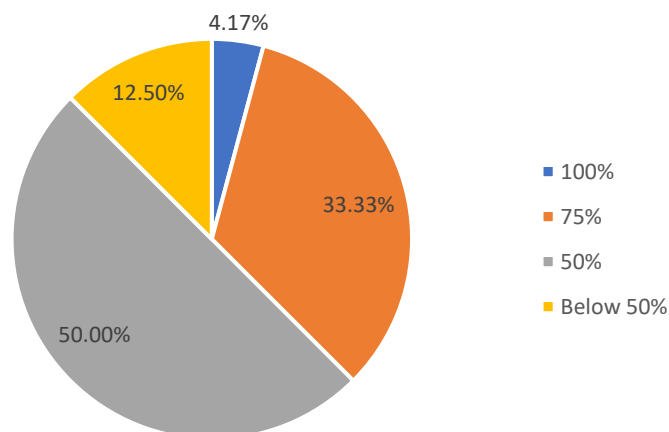
Q4 Rate your curriculum in terms of providing the basic knowledge required for further Education.

	Frequency	Percent
100%	2	8.3
75%	6	25.0
50%	14	58.3
Below 50%	2	8.3
Total	24	100.0



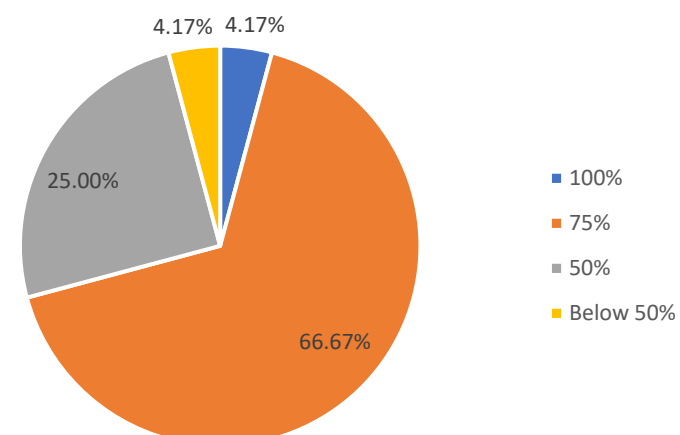
Q5 How far your syllabus was useful to crack the CSIR/ UGC NET/APSET/GATE/..?

	Frequency	Percent
100%	1	4.2
75%	8	33.3
50%	12	50.0
Below 50%	3	12.5
Total	24	100.0



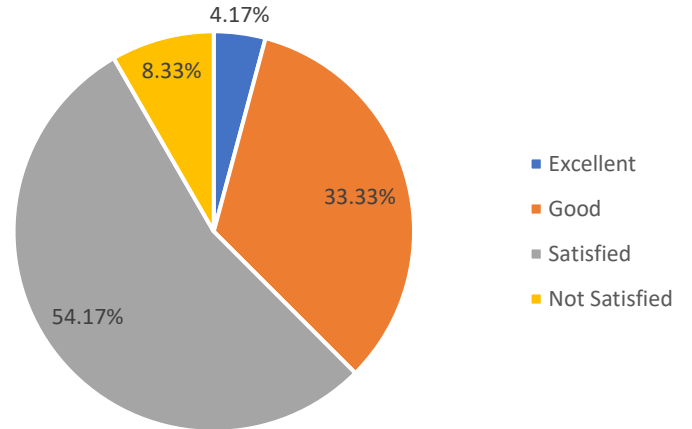
Q6 Rate the Curriculum – in terms of providing employability after completion of the program.

	Frequency	Percent
100%	1	4.2
75%	16	66.7
50%	6	25.0
Below 50%	1	4.2
Total	24	100.0



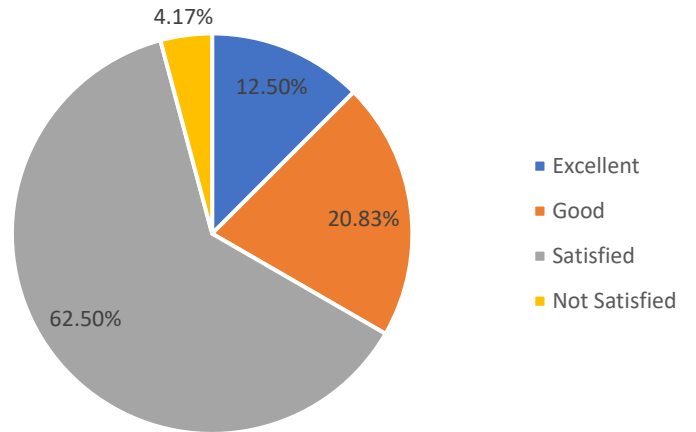
Q7 Rate the curriculum in improving your knowledge in the subject studied?

	Frequency	Percent
Excellent	1	4.2
Good	8	33.3
Satisfied	13	54.2
Not Satisfied	2	8.3
Total	24	100.0



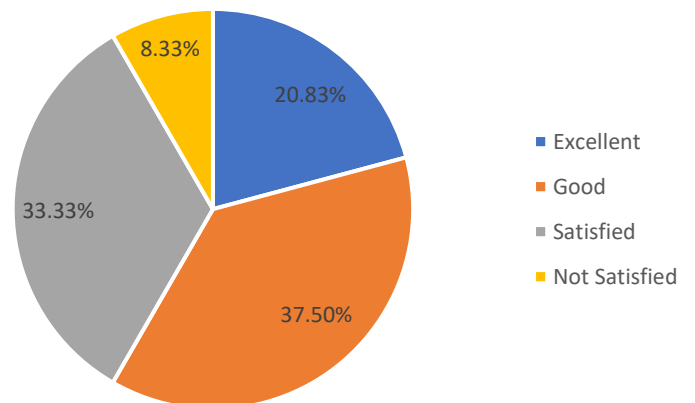
Q8 Rate the curriculum in terms of content evolving from basic level to Advanced Level in the ascending order of semesters.

	Frequency	Percent
Excellent	3	12.5
Good	5	20.8
Satisfied	15	62.5
Not Satisfied	1	4.2
Total	24	100.0



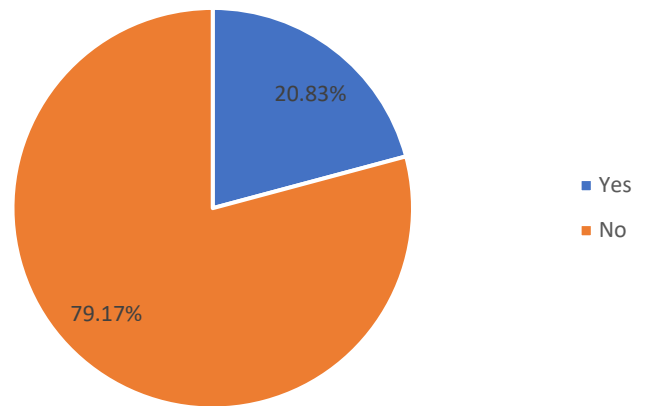
Q9 What is your over all opinion regarding the existing Curriculum?

	Frequency	Percent
Excellent	5	20.8
Good	9	37.5
Satisfied	8	33.3
Not Satisfied	2	8.3
Total	24	100.0



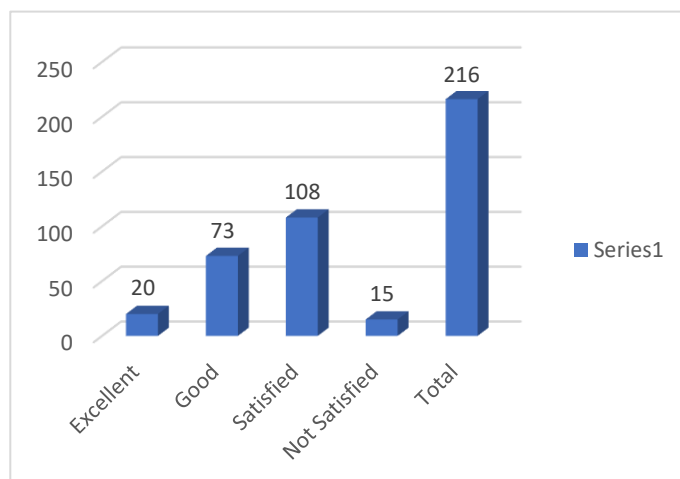
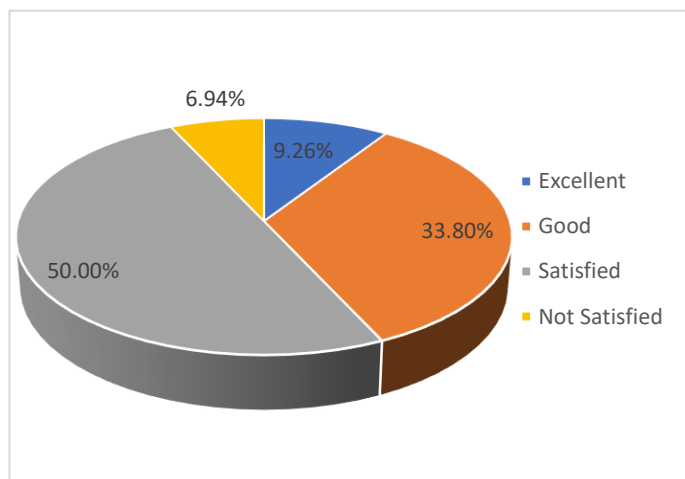
Q10 Do you think there is a need to modify your syllabus? (Yes/No) If yes, specify what portion needs to be modified with justification.

	Frequency	Percent
Yes	5	20.8
No	19	79.2
Total	24	100.0



Consolidated statement of analysis:

S. No	Question	No. of students opined				Total no. of Responses
		Excellent/ (100%)	Good/ (75%)	Satisfied/ (50%)	Not Satisfied/ (Below 50%)	
1.	Rate the syllabus of the courses that you have studied in relation to the competencies expected.	1	10	11	2	24
2.	Rate the relevance of the units in the syllabus of each course.	4	6	13	1	24
3.	Rate how the curriculum supports the required Practical skills in the Laboratory	2	5	16	1	24
4.	Rate your curriculum in terms of providing the basic knowledge required for further Education.	2	6	14	2	24
5.	How far your syllabus was useful to crack the CSIR/ UGC NET/APSET/GATE/..?	1	8	12	3	24
6.	Rate the Curriculum – in terms of providing employability after completion of the program.	1	16	6	1	24
7.	Rate the curriculum in improving your knowledge in the subject studied?	1	8	13	2	24
8.	Rate the curriculum in terms of content evolving from basic level to Advanced Level in the ascending order of semesters.	3	5	15	1	24
9.	What is your over all opinion regarding the existing Curriculum?	5	9	8	2	24
TOTAL		20	73	108	15	216
10.	Do you think there is a need to modify your syllabus? (Yes/No) If yes, specify what portion needs to be modified with justification.	YES: 5		NO: 19		24

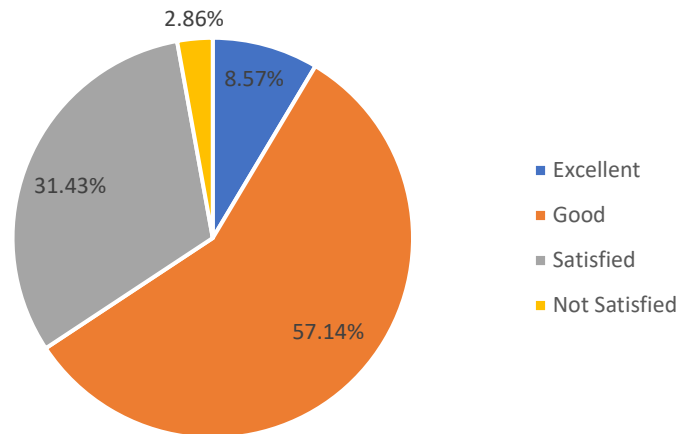


Program Name: M.B.A

For the academic year 2019-20 feedback was received from 35 numbers of students for the program M.B.A which are then analyzed and the analysis report is prepared and presented.

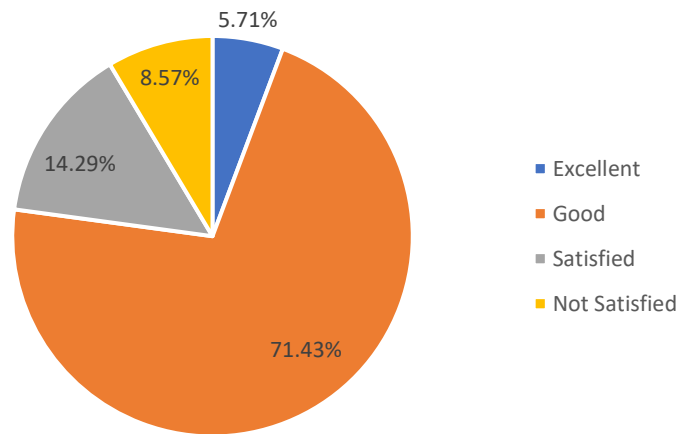
Q1 Rate the syllabus of the courses that you have studied in relation to the competencies expected.

	Frequency	Percent
Excellent	3	8.6
Good	20	57.1
Satisfied	11	31.4
Not Satisfied	1	2.9
Total	35	100.0



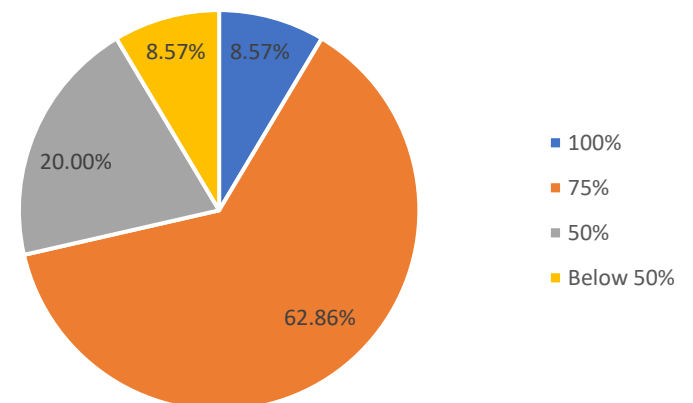
Q2 Rate the relevance of the units in the syllabus of each course

	Frequency	Percent
Excellent	2	5.7
Good	25	71.4
Satisfied	5	14.3
Not Satisfied	3	8.6
Total	35	100.0



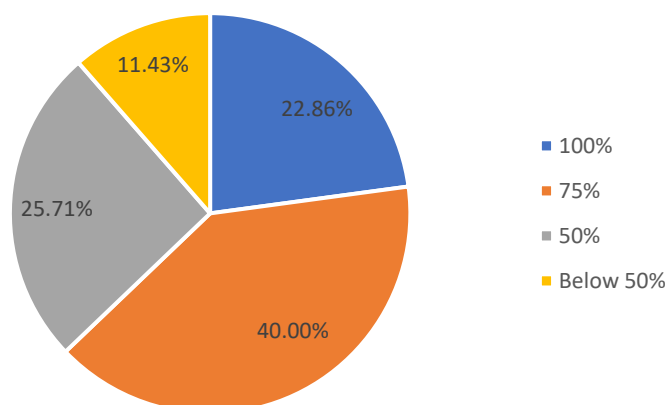
Q3 Rate how the curriculum supports the required Practical skills in the Laboratory

	Frequency	Percent
100%	3	8.6
75%	22	62.9
50%	7	20.0
Below 50%	3	8.6
Total	35	100.0



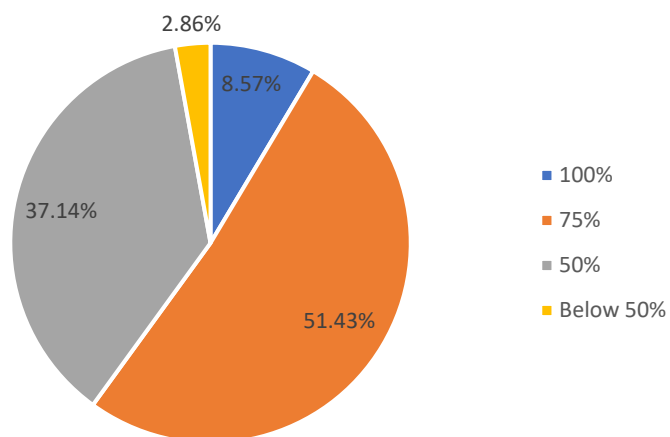
Q4 Rate your curriculum in terms of providing the basic knowledge required for further Education.

	Frequency	Percent
100%	8	22.9
75%	14	40.0
50%	9	25.7
Below 50%	4	11.4
Total	35	100.0



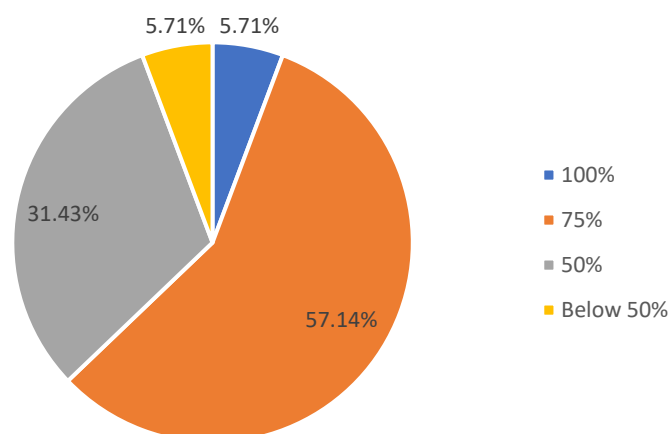
Q5 How far your syllabus was useful to crack the CSIR/ UGC NET/APSET/GATE/..?

	Frequency	Percent
100%	3	8.6
75%	18	51.4
50%	13	37.1
Below 50%	1	2.9
Total	35	100.0



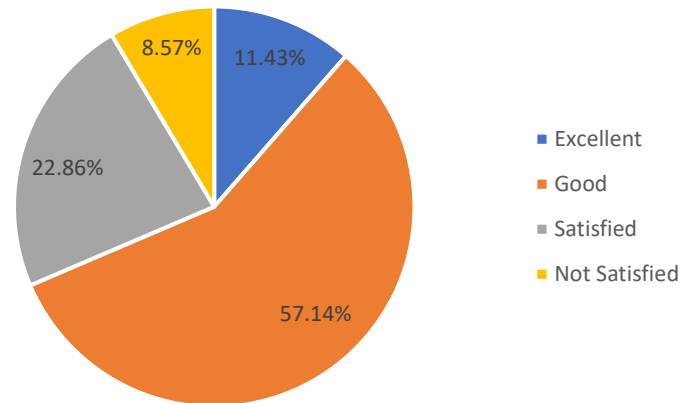
Q6 Rate the Curriculum – in terms of providing employability after completion of the program.

	Frequency	Percent
100%	2	5.7
75%	20	57.1
50%	11	31.4
Below 50%	2	5.7
Total	35	100.0



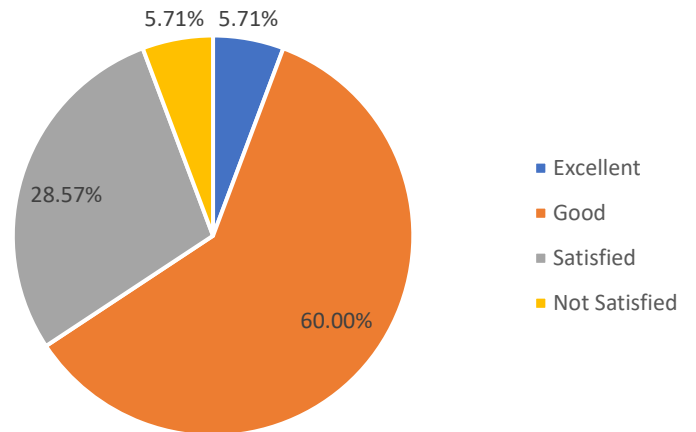
Q7 Rate the curriculum in improving your knowledge in the subject studied?

	Frequency	Percent
Excellent	4	11.4
Good	20	57.1
Satisfied	8	22.9
Not Satisfied	3	8.6
Total	35	100.0



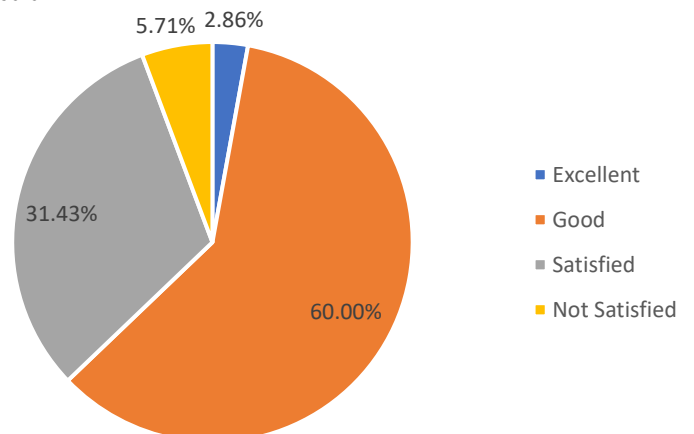
Q8 Rate the curriculum in terms of content evolving from basic level to Advanced Level in the ascending order of semesters.

	Frequency	Percent
Excellent	2	5.7
Good	21	60.0
Satisfied	10	28.6
Not Satisfied	2	5.7
Total	35	100.0



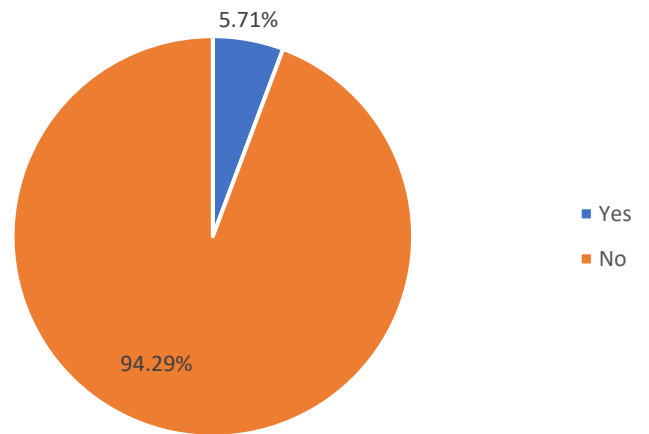
Q9 What is your over all opinion regarding the existing Curriculum?

	Frequency	Percent
Excellent	1	2.9
Good	21	60.0
Satisfied	11	31.4
Not Satisfied	2	5.7
Total	35	100.0



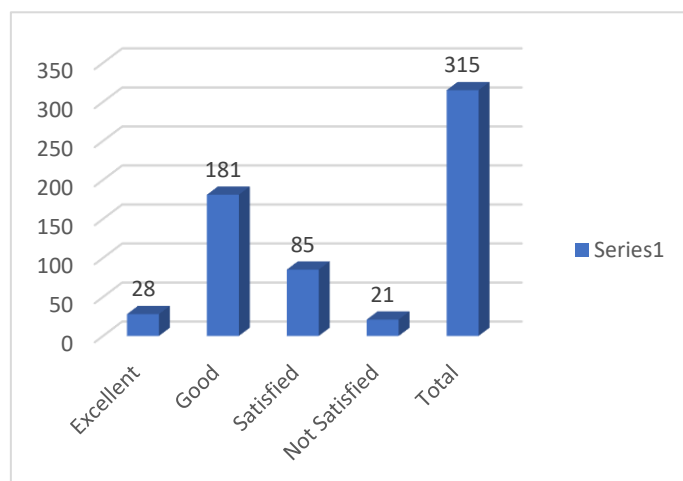
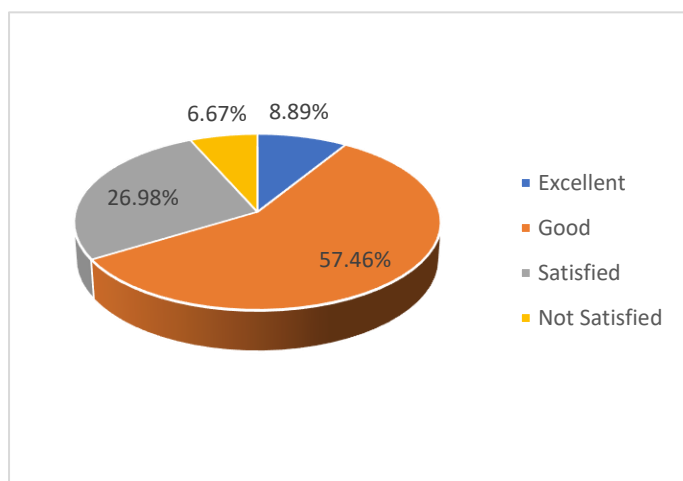
Q10 Do you think there is a need to modify your syllabus? (Yes/No) If yes, specify what portion needs to be modified with justification.

	Frequency	Percent
Yes	2	5.7
No	33	94.3
Total	35	100.0



Consolidated statement of analysis:

S. No	Question	No. of students opined				Total no. of Responses
		Excellent/ (100%)	Good/ (75%)	Satisfied/ (50%)	Not Satisfied/ (Below 50%)	
1.	Rate the syllabus of the courses that you have studied in relation to the competencies expected.	3	20	11	1	35
2.	Rate the relevance of the units in the syllabus of each course.	2	25	5	3	35
3.	Rate how the curriculum supports the required Practical skills in the Laboratory	3	22	7	3	35
4.	Rate your curriculum in terms of providing the basic knowledge required for further Education.	8	14	9	4	35
5.	How far your syllabus was useful to crack the CSIR/ UGC NET/APSET/GATE/..?	3	18	13	1	35
6.	Rate the Curriculum – in terms of providing employability after completion of the program.	2	20	11	2	35
7.	Rate the curriculum in improving your knowledge in the subject studied?	4	20	8	3	35
8.	Rate the curriculum in terms of content evolving from basic level to Advanced Level in the ascending order of semesters.	2	21	10	2	35
9.	What is your over all opinion regarding the existing Curriculum?	1	21	11	2	35
TOTAL		28	181	85	21	315
10.	Do you think there is a need to modify your syllabus? (Yes/No) If yes, specify what portion needs to be modified with justification.	YES: 2		NO: 33		35

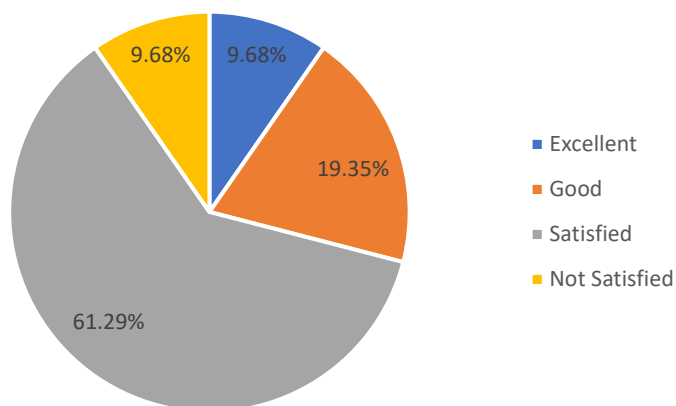


Program Name: M.Com

For the academic year 2019-20 feedback was received from 31 numbers of students for the program M.Com which are then analyzed and the analysis report is prepared and presented.

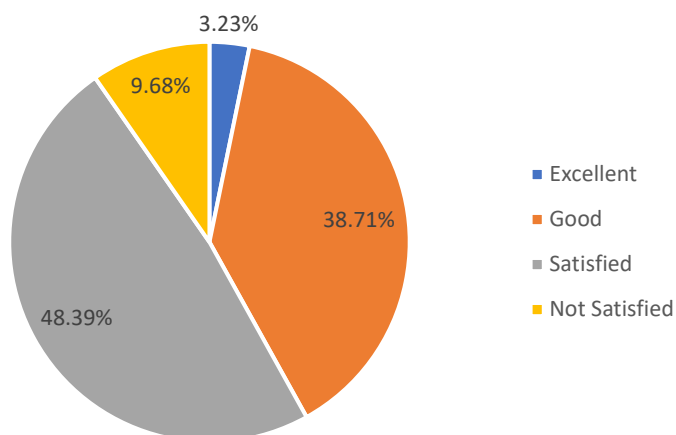
Q1 Rate the syllabus of the courses that you have studied in relation to the competencies expected.

	Frequency	Percent
Excellent	3	9.7
Good	6	19.4
Satisfied	19	61.3
Not Satisfied	3	9.7
Total	31	100.0



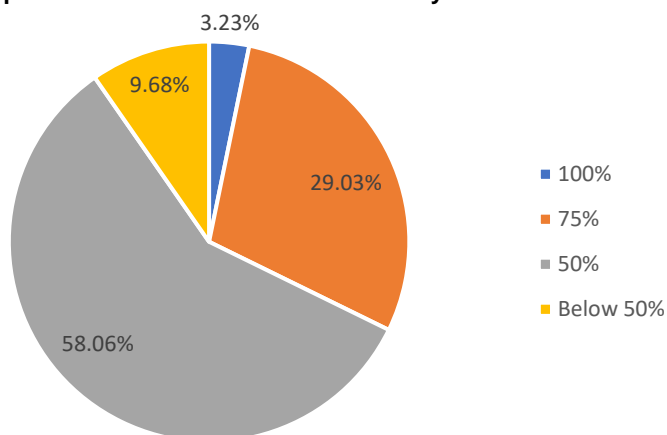
Q2 Rate the relevance of the units in the syllabus of each course

	Frequency	Percent
Excellent	1	3.2
Good	12	38.7
Satisfied	15	48.4
Not Satisfied	3	9.7
Total	31	100.0



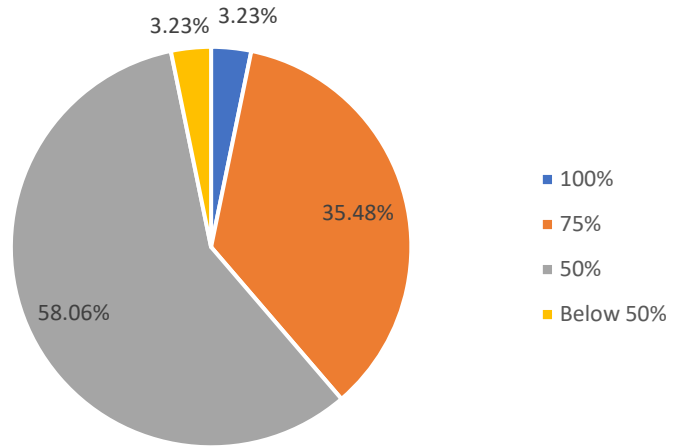
Q3 Rate how the curriculum supports the required Practical skills in the Laboratory

	Frequency	Percent
100%	1	3.2
75%	9	29.0
50%	18	58.1
Below 50%	3	9.7
Total	31	100.0



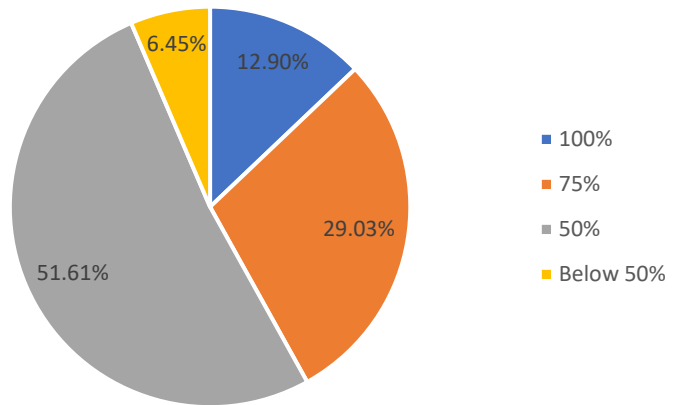
Q4 Rate your curriculum in terms of providing the basic knowledge required for further Education.

	Frequency	Percent
100%	1	3.2
75%	11	35.5
50%	18	58.1
Below 50%	1	3.2
Total	31	100.0



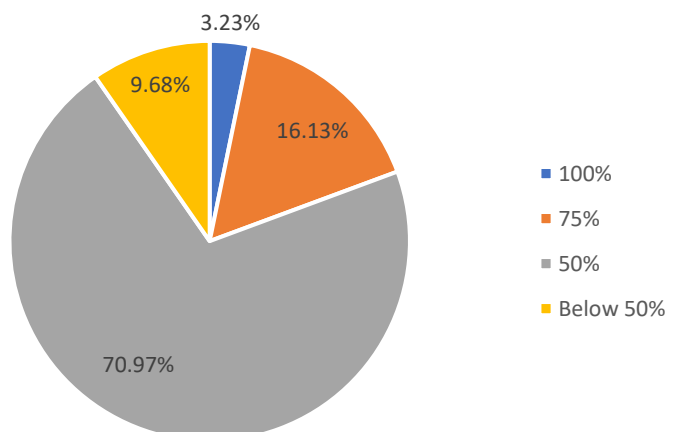
Q5 How far your syllabus was useful to crack the CSIR/ UGC NET/APSET/GATE/..?

	Frequency	Percent
100%	4	12.9
75%	9	29.0
50%	16	51.6
Below 50%	2	6.5
Total	31	100.0



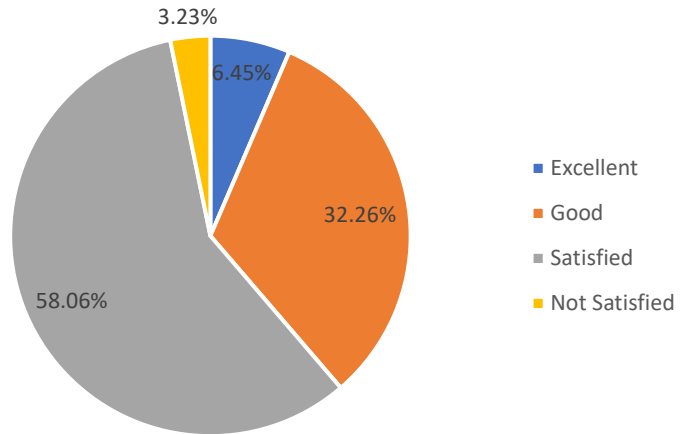
Q6 Rate the Curriculum – in terms of providing employability after completion of the program.

	Frequency	Percent
100%	1	3.2
75%	5	16.1
50%	22	71.0
Below 50%	3	9.7
Total	31	100.0



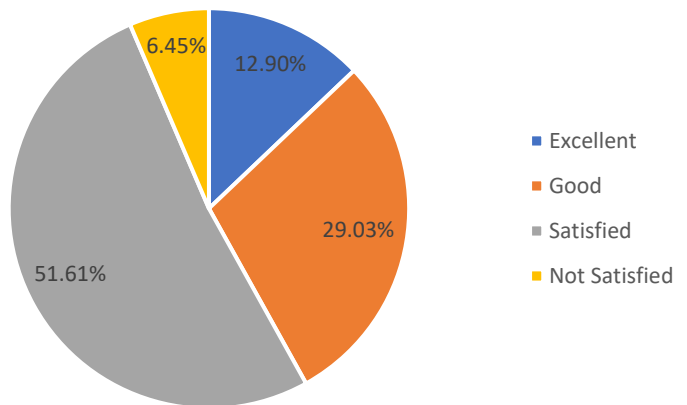
Q7 Rate the curriculum in improving your knowledge in the subject studied?

	Frequency	Percent
Excellent	2	6.5
Good	10	32.3
Satisfied	18	58.1
Not Satisfied	1	3.2
Total	31	100.0



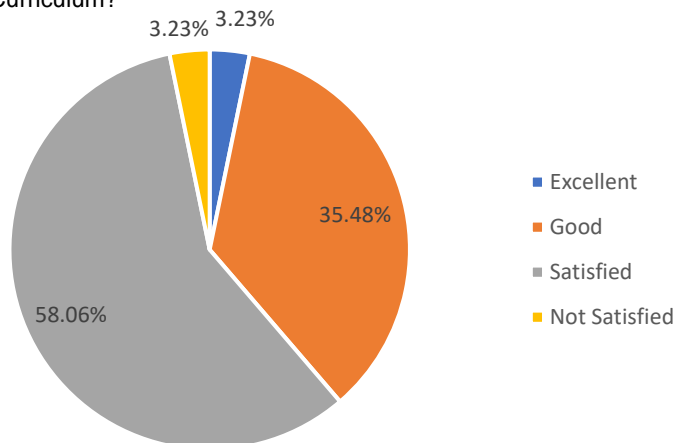
Q8 Rate the curriculum in terms of content evolving from basic level to Advanced Level in the ascending order of semesters.

	Frequency	Percent
Excellent	4	12.9
Good	9	29.0
Satisfied	16	51.6
Not Satisfied	2	6.5
Total	31	100.0



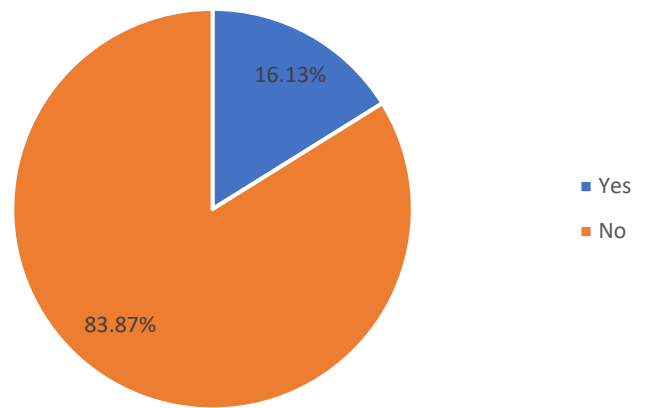
Q9 What is your over all opinion regarding the existing Curriculum?

	Frequency	Percent
Excellent	1	3.2
Good	11	35.5
Satisfied	18	58.1
Not Satisfied	1	3.2
Total	31	100.0



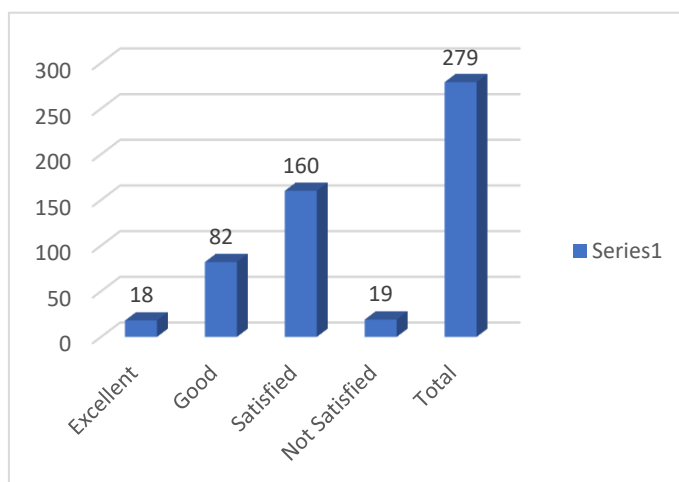
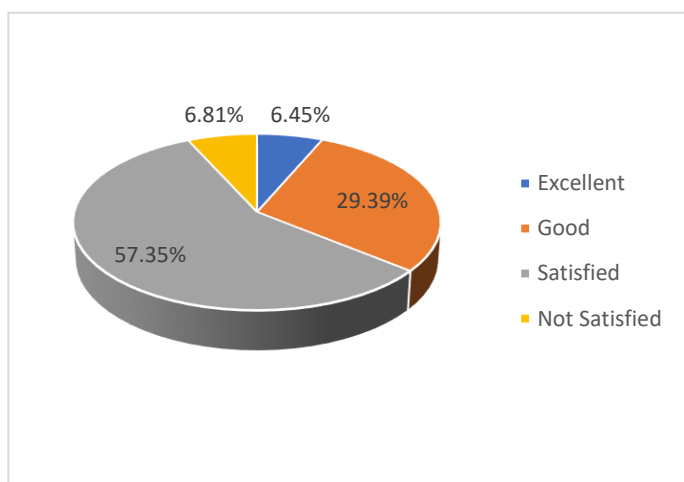
Q10 Do you think there is a need to modify your syllabus? (Yes/No) If yes, specify what portion needs to be modified with justification.

	Frequency	Percent
Yes	5	16.1
No	26	83.9
Total	31	100.0



Consolidated statement of analysis:

S. No	Question	No. of students opined				Total no. of Responses
		Excellent/ (100%)	Good/ (75%)	Satisfied/ (50%)	Not Satisfied/ (Below 50%)	
1.	Rate the syllabus of the courses that you have studied in relation to the competencies expected.	3	6	19	3	31
2.	Rate the relevance of the units in the syllabus of each course.	1	12	15	3	31
3.	Rate how the curriculum supports the required Practical skills in the Laboratory	1	9	18	3	31
4.	Rate your curriculum in terms of providing the basic knowledge required for further Education.	1	11	18	1	31
5.	How far your syllabus was useful to crack the CSIR/ UGC NET/APSET/GATE/..?	4	9	16	2	31
6.	Rate the Curriculum – in terms of providing employability after completion of the program.	1	5	22	3	31
7.	Rate the curriculum in improving your knowledge in the subject studied?	2	10	18	1	31
8.	Rate the curriculum in terms of content evolving from basic level to Advanced Level in the ascending order of semesters.	4	9	16	2	31
9.	What is your over all opinion regarding the existing Curriculum?	1	11	18	1	31
TOTAL		18	82	160	19	279
10.	Do you think there is a need to modify your syllabus? (Yes/No) If yes, specify what portion needs to be modified with justification.	YES: 5		NO: 26		31

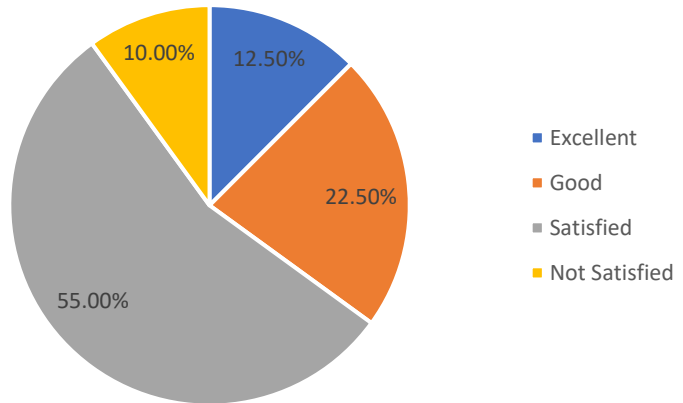


Program Name: Political Science

For the academic year 2019-20 feedback was received from 40 numbers of students for the program Political Science which are then analyzed and the analysis report is prepared and presented.

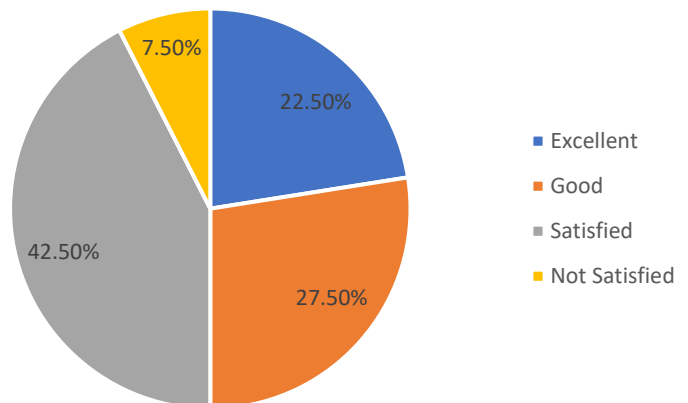
Q1 Rate the syllabus of the courses that you have studied in relation to the competencies expected.

	Frequency	Percent
Excellent	5	12.5
Good	9	22.5
Satisfied	22	55.0
Not Satisfied	4	10.0
Total	40	100.0



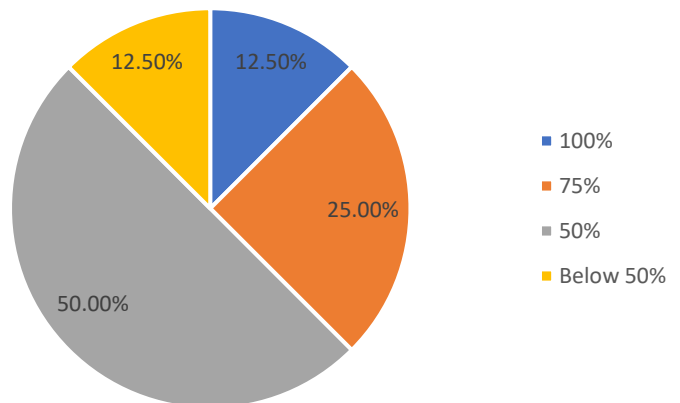
Q2 Rate the relevance of the units in the syllabus of each course

	Frequency	Percent
Excellent	9	22.5
Good	11	27.5
Satisfied	17	42.5
Not Satisfied	3	7.5
Total	40	100.0



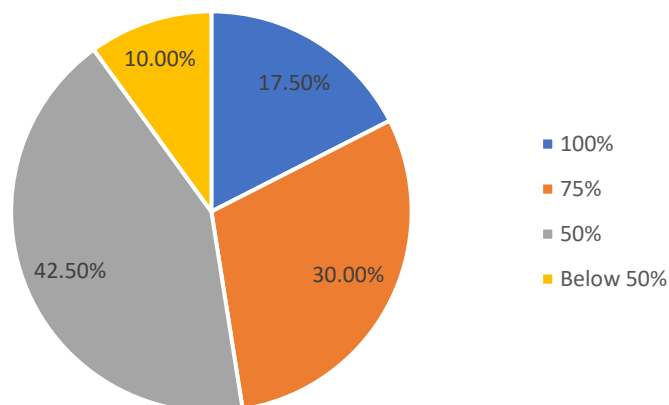
Q3 Rate how the curriculum supports the required Practical skills in the Laboratory

	Frequency	Percent
100%	5	12.5
75%	10	25.0
50%	20	50.0
Below 50%	5	12.5
Total	40	100.0



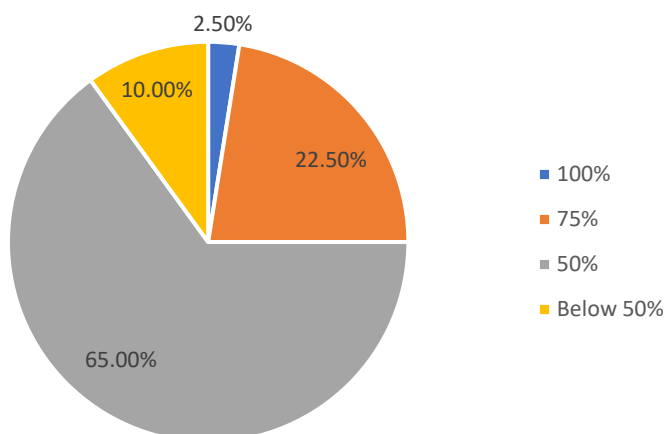
Q4 Rate your curriculum in terms of providing the basic knowledge required for further Education.

	Frequency	Percent
100%	7	17.5
75%	12	30.0
50%	17	42.5
Below 50%	4	10.0
Total	40	100.0



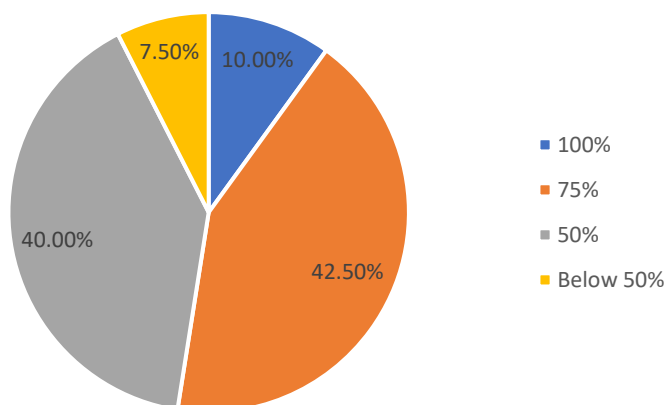
Q5 How far your syllabus was useful to crack the CSIR/ UGC NET/APSET/GATE/..?

	Frequency	Percent
100%	1	2.5
75%	9	22.5
50%	26	65.0
Below 50%	4	10.0
Total	40	100.0



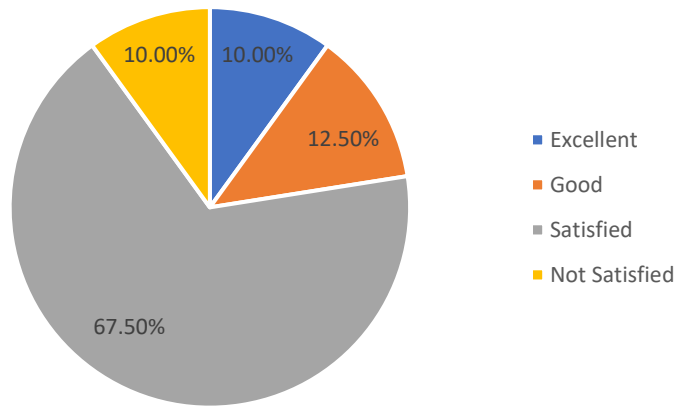
Q6 Rate the Curriculum – in terms of providing employability after completion of the program.

	Frequency	Percent
100%	4	10.0
75%	17	42.5
50%	16	40.0
Below 50%	3	7.5
Total	40	100.0



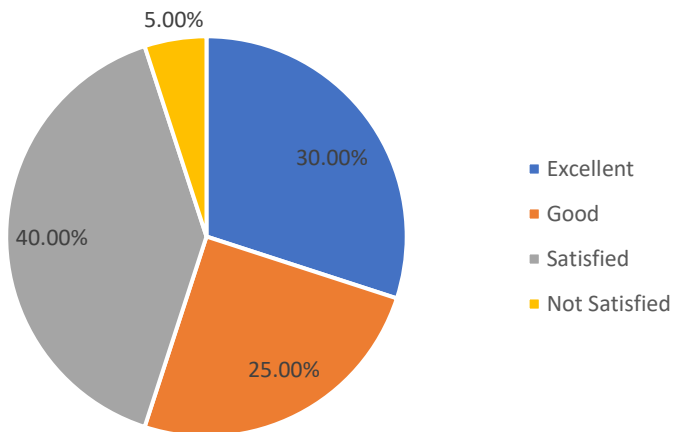
Q7 Rate the curriculum in improving your knowledge in the subject studied?

	Frequency	Percent
Excellent	4	10.0
Good	5	12.5
Satisfied	27	67.5
Not Satisfied	4	10.0
Total	40	100.0



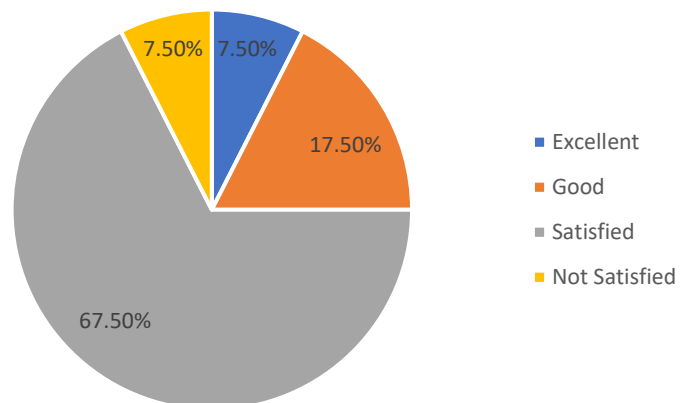
Q8 Rate the curriculum in terms of content evolving from basic level to Advanced Level in the ascending order of semesters.

	Frequency	Percent
Excellent	12	30.0
Good	10	25.0
Satisfied	16	40.0
Not Satisfied	2	5.0
Total	40	100.0



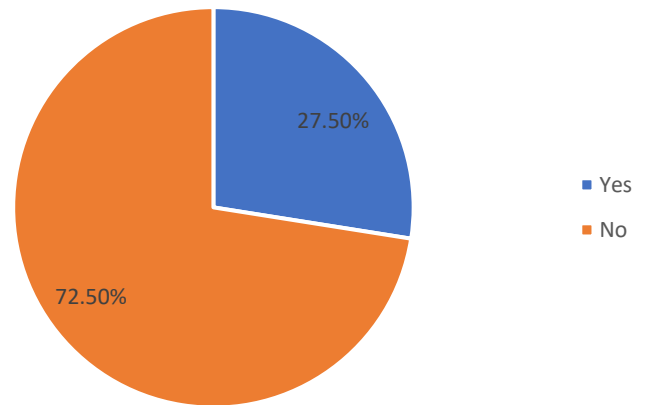
Q9 What is your over all opinion regarding the existing Curriculum?

	Frequency	Percent
Excellent	3	7.5
Good	7	17.5
Satisfied	27	67.5
Not Satisfied	3	7.5
Total	40	100.0



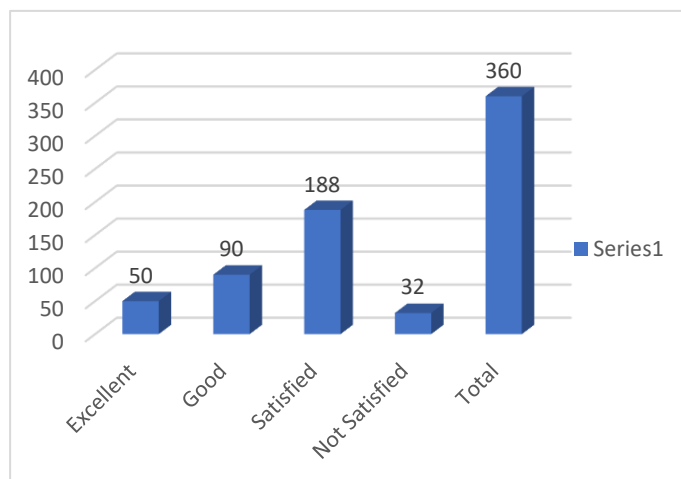
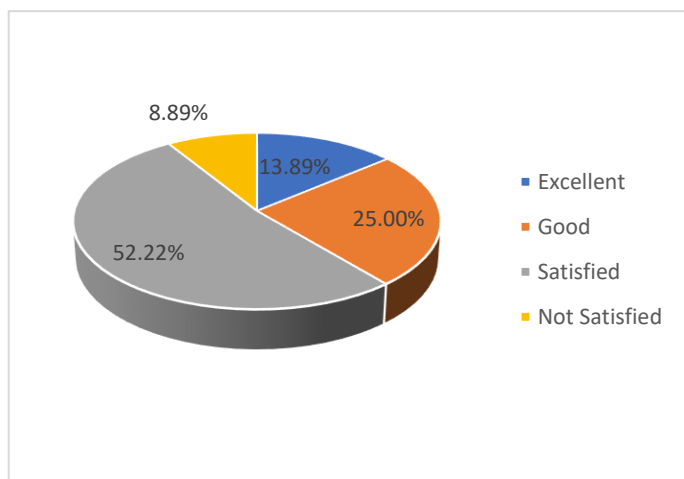
Q10 Do you think there is a need to modify your syllabus? (Yes/No) If yes, specify what portion needs to be modified with justification.

	Frequency	Percent
Yes	11	27.5
No	29	72.5
Total	40	100.0



Consolidated statement of analysis:

S. No	Question	No. of students opined				Total no. of Responses
		Excellent/ (100%)	Good/ (75%)	Satisfied/ (50%)	Not Satisfied/ (Below 50%)	
1.	Rate the syllabus of the courses that you have studied in relation to the competencies expected.	5	9	22	4	40
2.	Rate the relevance of the units in the syllabus of each course.	9	11	17	3	40
3.	Rate how the curriculum supports the required Practical skills in the Laboratory	5	10	20	5	40
4.	Rate your curriculum in terms of providing the basic knowledge required for further Education.	7	12	17	4	40
5.	How far your syllabus was useful to crack the CSIR/ UGC NET/APSET/GATE/..?	1	9	26	4	40
6.	Rate the Curriculum – in terms of providing employability after completion of the program.	4	17	16	3	40
7.	Rate the curriculum in improving your knowledge in the subject studied?	4	5	27	4	40
8.	Rate the curriculum in terms of content evolving from basic level to Advanced Level in the ascending order of semesters.	12	10	16	2	40
9.	What is your over all opinion regarding the existing Curriculum?	3	7	27	3	40
TOTAL		50	90	188	32	360
10.	Do you think there is a need to modify your syllabus? (Yes/No) If yes, specify what portion needs to be modified with justification.	YES: 11		NO: 29		40

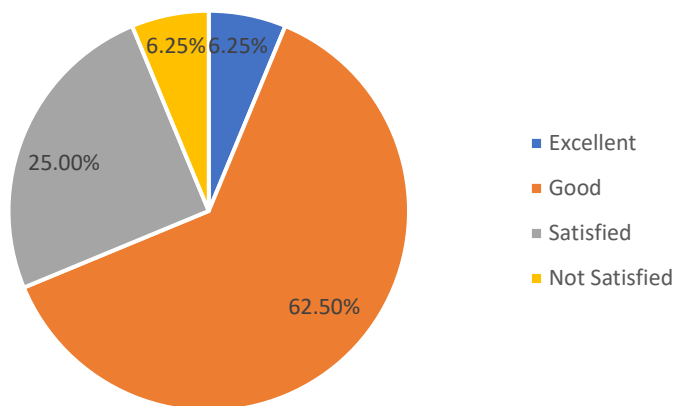


Program Name: Psychology

For the academic year 2019-20 feedback was received from 16 numbers of students for the program Psychology which are then analyzed and the analysis report is prepared and presented.

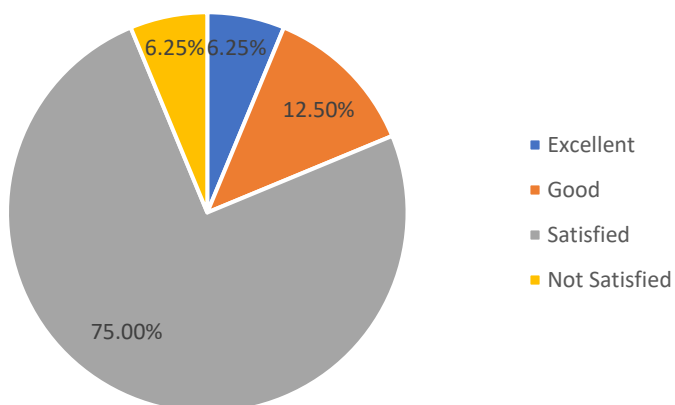
Q1 Rate the syllabus of the courses that you have studied in relation to the competencies expected.

	Frequency	Percent
Excellent	1	6.3
Good	10	62.5
Satisfied	4	25.0
Not Satisfied	1	6.3
Total	16	100.0



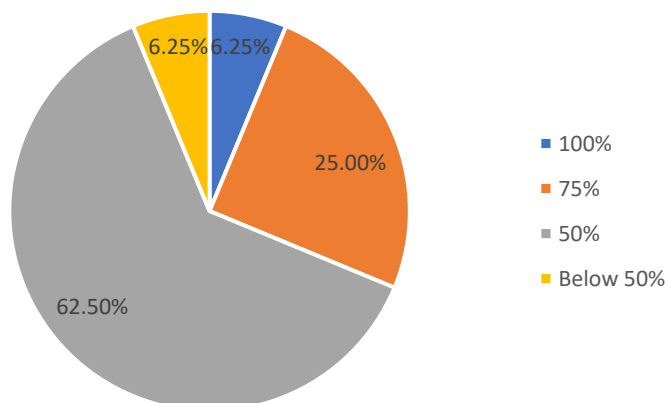
Q2 Rate the relevance of the units in the syllabus of each course

	Frequency	Percent
Excellent	1	6.3
Good	2	12.5
Satisfied	12	75.0
Not Satisfied	1	6.3
Total	16	100.0



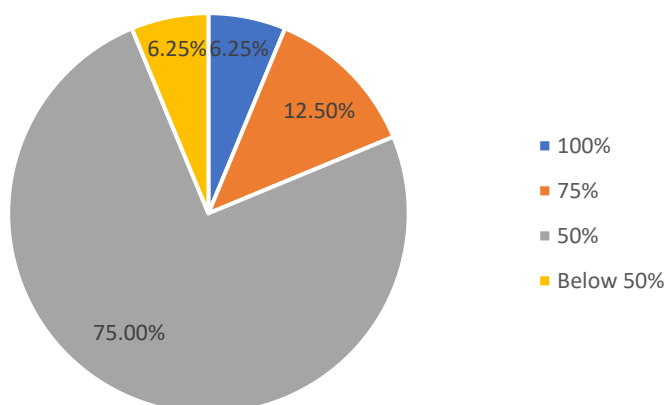
Q3 Rate how the curriculum supports the required Practical skills in the Laboratory

	Frequency	Percent
100%	1	6.3
75%	4	25.0
50%	10	62.5
Below 50%	1	6.3
Total	16	100.0



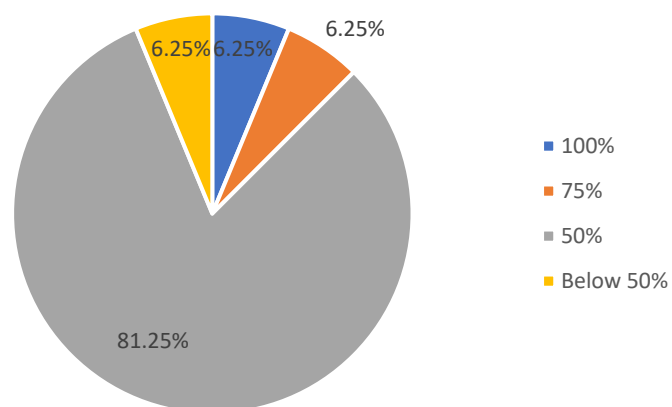
Q4 Rate your curriculum in terms of providing the basic knowledge required for further Education.

	Frequency	Percent
100%	1	6.3
75%	2	12.5
50%	12	75.0
Below 50%	1	6.3
Total	16	100.0



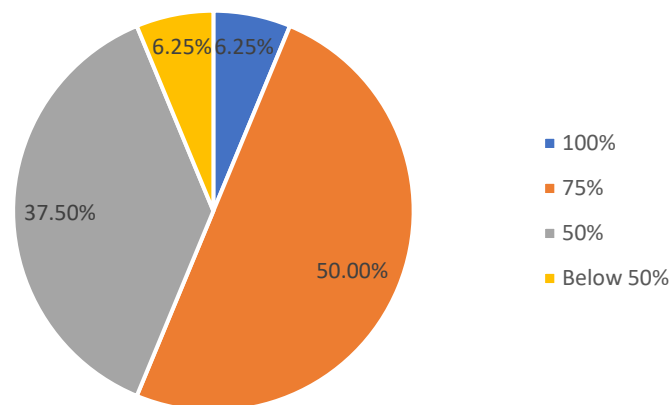
Q5 How far your syllabus was useful to crack the CSIR/ UGC NET/APSET/GATE/..?

	Frequency	Percent
100%	1	6.3
75%	1	6.3
50%	13	81.3
Below 50%	1	6.3
Total	16	100.0



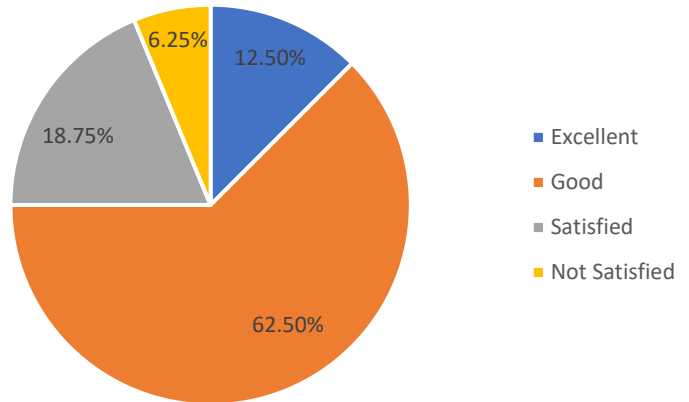
Q6 Rate the Curriculum – in terms of providing employability after completion of the program.

	Frequency	Percent
100%	1	6.3
75%	8	50.0
50%	6	37.5
Below 50%	1	6.3
Total	16	100.0



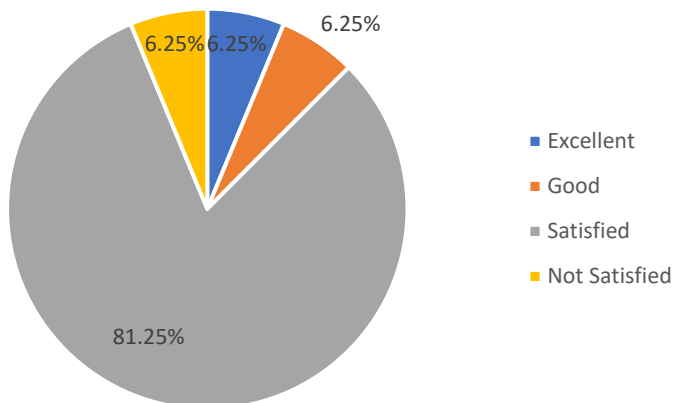
Q7 Rate the curriculum in improving your knowledge in the subject studied?

	Frequency	Percent
Excellent	2	12.5
Good	10	62.5
Satisfied	3	18.8
Not Satisfied	1	6.3
Total	16	100.0



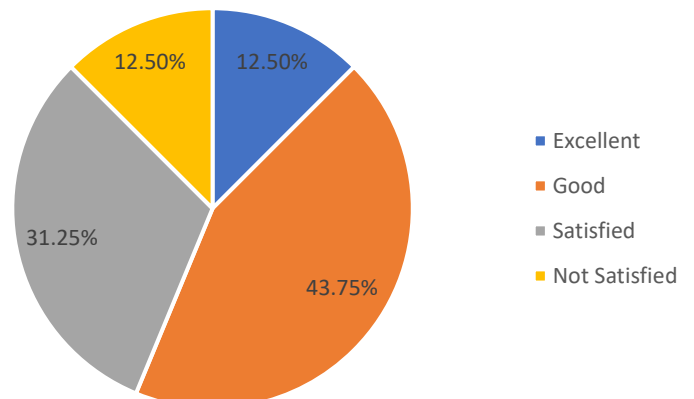
Q8 Rate the curriculum in terms of content evolving from basic level to Advanced Level in the ascending order of semesters.

	Frequency	Percent
Excellent	1	6.3
Good	1	6.3
Satisfied	13	81.3
Not Satisfied	1	6.3
Total	16	100.0



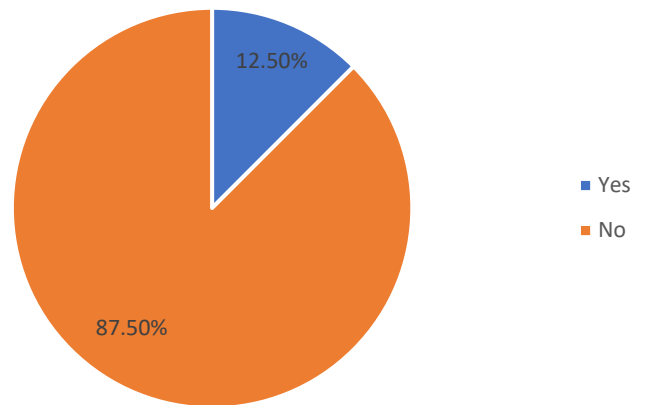
Q9 What is your over all opinion regarding the existing Curriculum?

	Frequency	Percent
Excellent	2	12.5
Good	7	43.8
Satisfied	5	31.3
Not Satisfied	2	12.5
Total	16	100.0



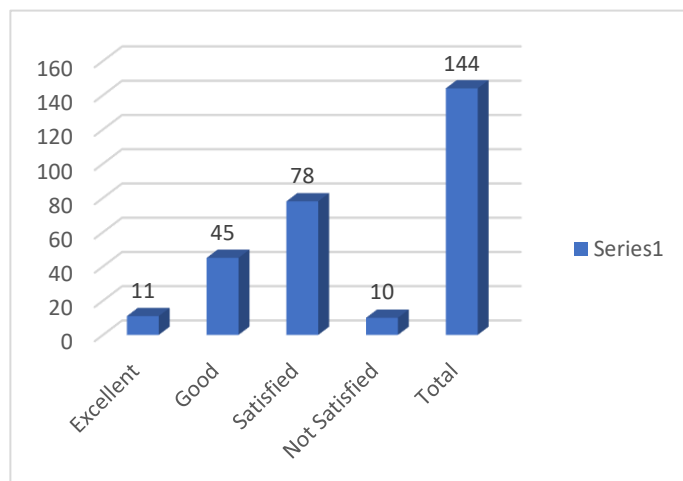
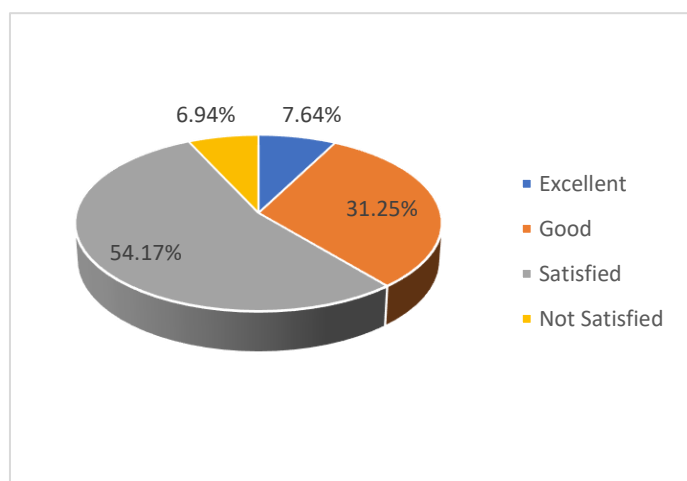
Q10 Do you think there is a need to modify your syllabus? (Yes/No) If yes, specify what portion needs to be modified with justification.

	Frequency	Percent
Yes	2	12.5
No	14	87.5
Total	16	100.0



Consolidated statement of analysis:

S. No	Question	No. of students opined				Total no. of Responses
		Excellent/ (100%)	Good/ (75%)	Satisfied/ (50%)	Not Satisfied/ (Below 50%)	
1.	Rate the syllabus of the courses that you have studied in relation to the competencies expected.	1	10	4	1	16
2.	Rate the relevance of the units in the syllabus of each course.	1	2	12	1	16
3.	Rate how the curriculum supports the required Practical skills in the Laboratory	1	4	10	1	16
4.	Rate your curriculum in terms of providing the basic knowledge required for further Education.	1	2	12	1	16
5.	How far your syllabus was useful to crack the CSIR/ UGC NET/APSET/GATE/..?	1	1	13	1	16
6.	Rate the Curriculum – in terms of providing employability after completion of the program.	1	8	6	1	16
7.	Rate the curriculum in improving your knowledge in the subject studied?	2	10	3	1	16
8.	Rate the curriculum in terms of content evolving from basic level to Advanced Level in the ascending order of semesters.	1	1	13	1	16
9.	What is your over all opinion regarding the existing Curriculum?	2	7	5	2	16
TOTAL		11	45	78	10	144
10.	Do you think there is a need to modify your syllabus? (Yes/No) If yes, specify what portion needs to be modified with justification.	YES: 2		NO: 14		16

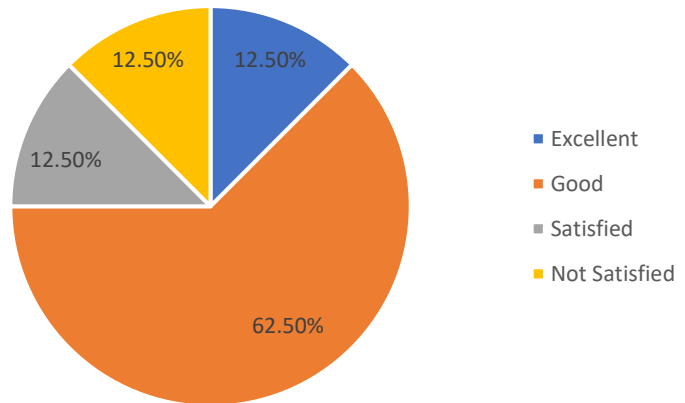


Program Name: Public Administration

For the academic year 2019-20 feedback was received from 8 numbers of students for the program Public Administration which are then analyzed and the analysis report is prepared and presented.

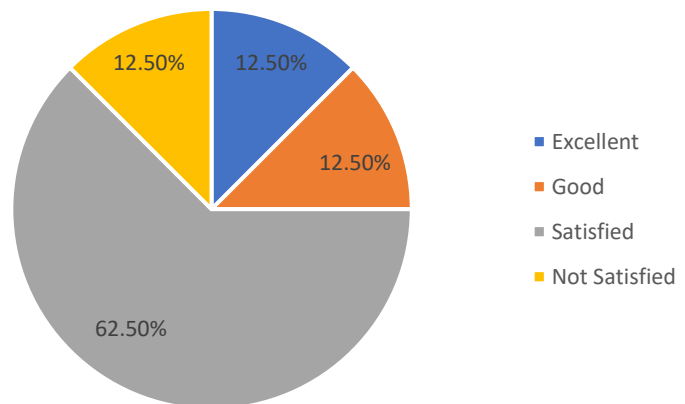
Q1 Rate the syllabus of the courses that you have studied in relation to the competencies expected.

	Frequency	Percent
Excellent	1	12.5
Good	5	62.5
Satisfied	1	12.5
Not Satisfied	1	12.5
Total	8	100.0



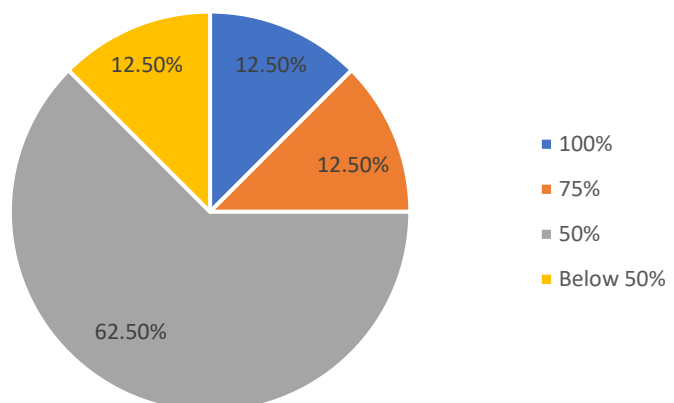
Q2 Rate the relevance of the units in the syllabus of each course

	Frequency	Percent
Excellent	1	12.5
Good	1	12.5
Satisfied	5	62.5
Not Satisfied	1	12.5
Total	8	100.0



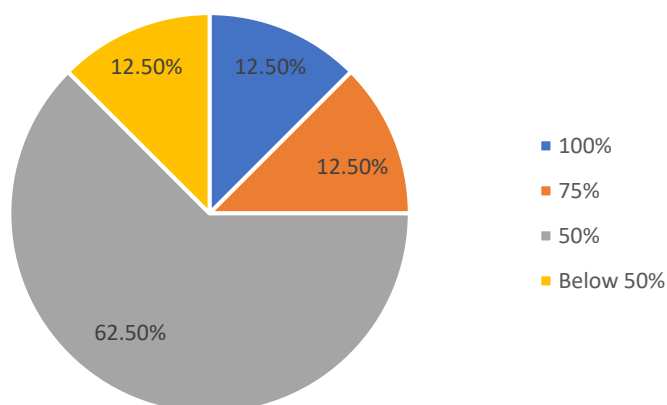
Q3 Rate how the curriculum supports the required Practical skills in the Laboratory

	Frequency	Percent
100%	1	12.5
75%	1	12.5
50%	5	62.5
Below 50%	1	12.5
Total	8	100.0



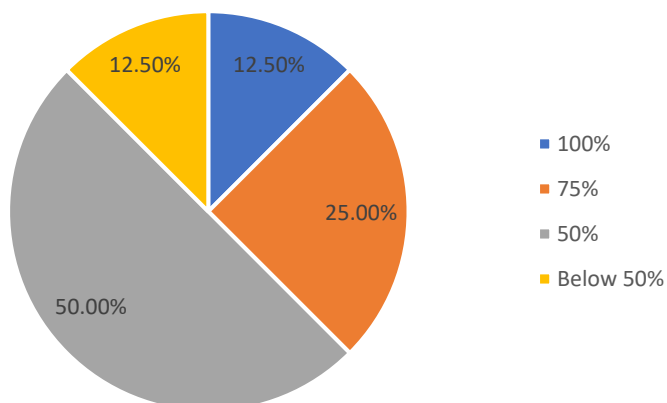
Q4 Rate your curriculum in terms of providing the basic knowledge required for further Education.

	Frequency	Percent
100%	1	12.5
75%	1	12.5
50%	5	62.5
Below 50%	1	12.5
Total	8	100.0



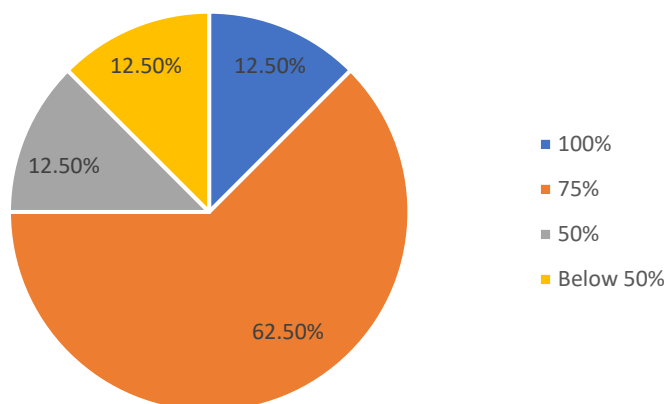
Q5 How far your syllabus was useful to crack the CSIR/ UGC NET/APSET/GATE/..?

	Frequency	Percent
100%	1	12.5
75%	2	25.0
50%	4	50.0
Below 50%	1	12.5
Total	8	100.0



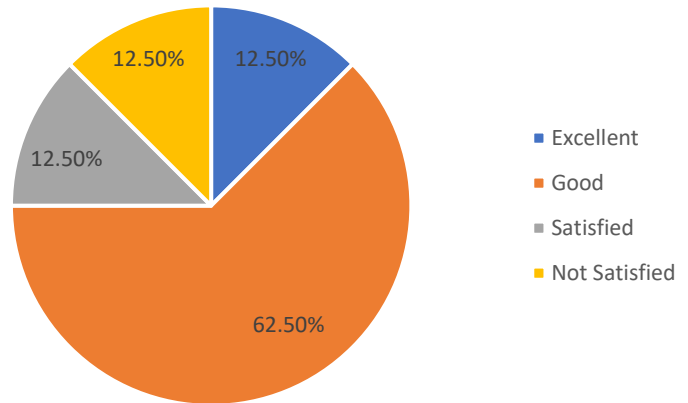
Q6 Rate the Curriculum – in terms of providing employability after completion of the program.

	Frequency	Percent
100%	1	12.5
75%	5	62.5
50%	1	12.5
Below 50%	1	12.5
Total	8	100.0



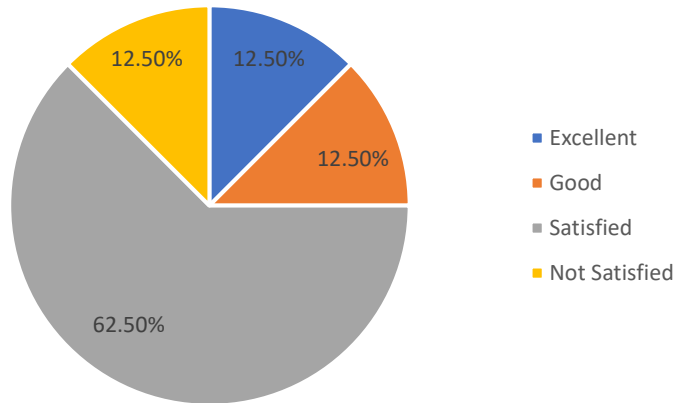
Q7 Rate the curriculum in improving your knowledge in the subject studied?

	Frequency	Percent
Excellent	1	12.5
Good	5	62.5
Satisfied	1	12.5
Not Satisfied	1	12.5
Total	8	100.0



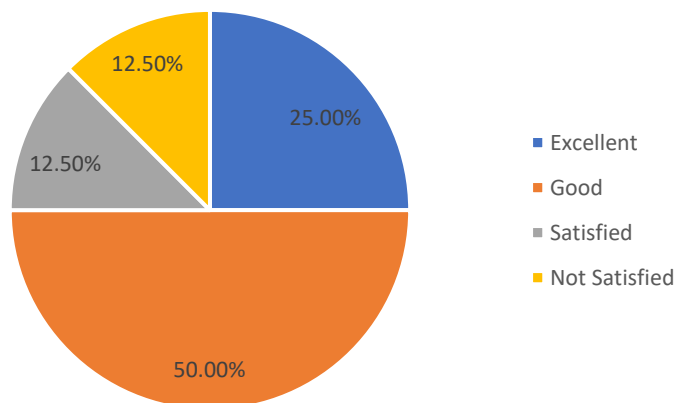
Q8 Rate the curriculum in terms of content evolving from basic level to Advanced Level in the ascending order of semesters.

	Frequency	Percent
Excellent	1	12.5
Good	1	12.5
Satisfied	5	62.5
Not Satisfied	1	12.5
Total	8	100.0



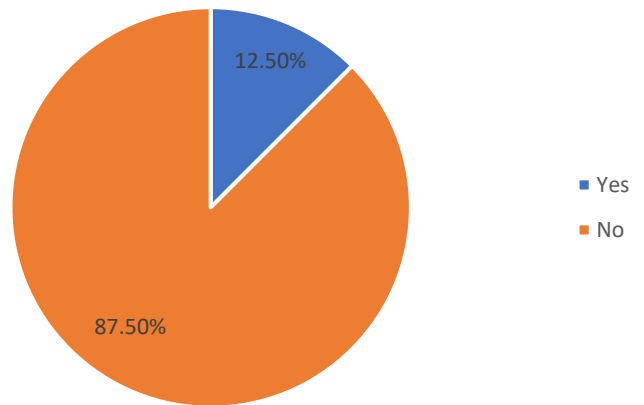
Q9 What is your over all opinion regarding the existing Curriculum?

	Frequency	Percent
Excellent	2	25.0
Good	4	50.0
Satisfied	1	12.5
Not Satisfied	1	12.5
Total	8	100.0



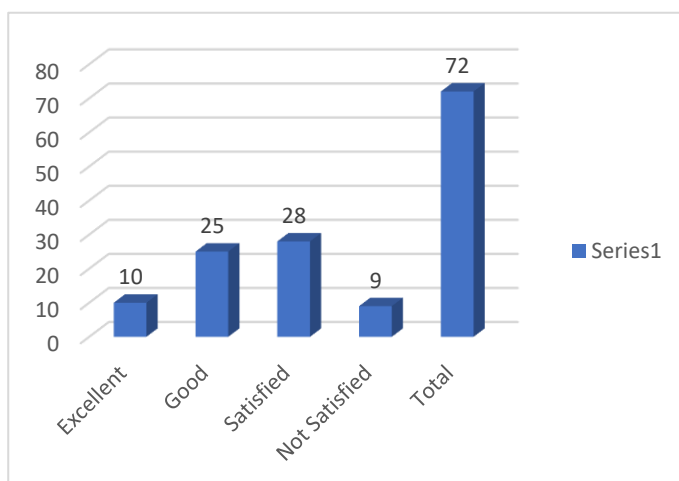
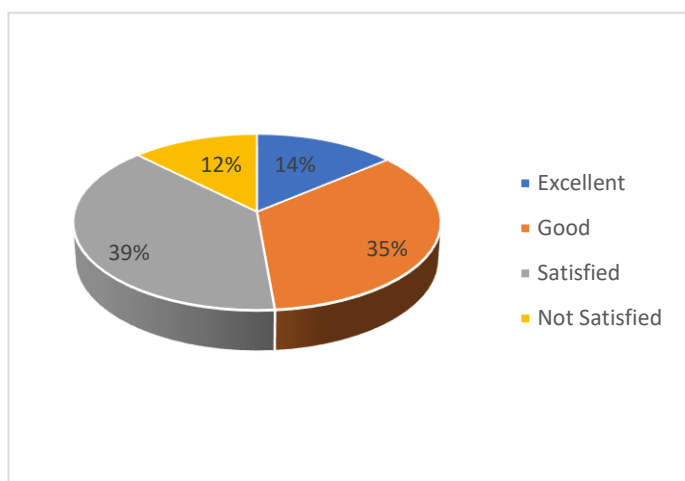
Q10 Do you think there is a need to modify your syllabus? (Yes/No) If yes, specify what portion needs to be modified with justification.

	Frequency	Percent
Yes	1	12.5
No	7	87.5
Total	8	100.0



Consolidated statement of analysis:

S. No	Question	No. of students opined				Total no. of Responses
		Excellent/ (100%)	Good/ (75%)	Satisfied/ (50%)	Not Satisfied/ (Below 50%)	
1.	Rate the syllabus of the courses that you have studied in relation to the competencies expected.	1	5	1	1	8
2.	Rate the relevance of the units in the syllabus of each course.	1	1	5	1	8
3.	Rate how the curriculum supports the required Practical skills in the Laboratory	1	1	5	1	8
4.	Rate your curriculum in terms of providing the basic knowledge required for further Education.	1	1	5	1	8
5.	How far your syllabus was useful to crack the CSIR/ UGC NET/APSET/GATE/..?	1	2	4	1	8
6.	Rate the Curriculum – in terms of providing employability after completion of the program.	1	5	1	1	8
7.	Rate the curriculum in improving your knowledge in the subject studied?	1	5	1	1	8
8.	Rate the curriculum in terms of content evolving from basic level to Advanced Level in the ascending order of semesters.	1	1	5	1	8
9.	What is your over all opinion regarding the existing Curriculum?	2	4	1	1	8
TOTAL		10	25	28	9	72
10.	Do you think there is a need to modify your syllabus? (Yes/No) If yes, specify what portion needs to be modified with justification.	YES: 1		NO: 7		8

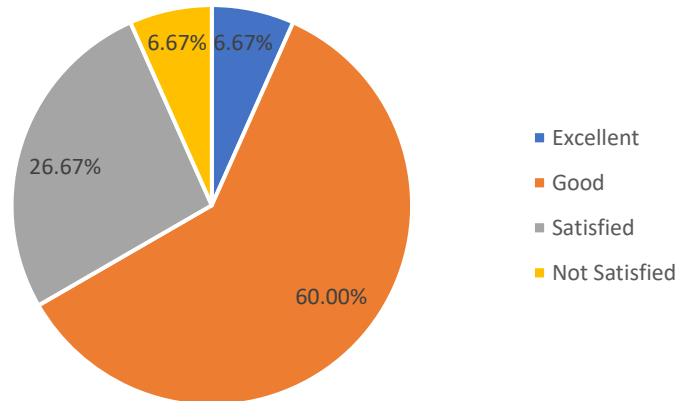


Program Name: Social Work

For the academic year 2019-20 feedback was received from 30 numbers of students for the program Social Work which are then analyzed and the analysis report is prepared and presented.

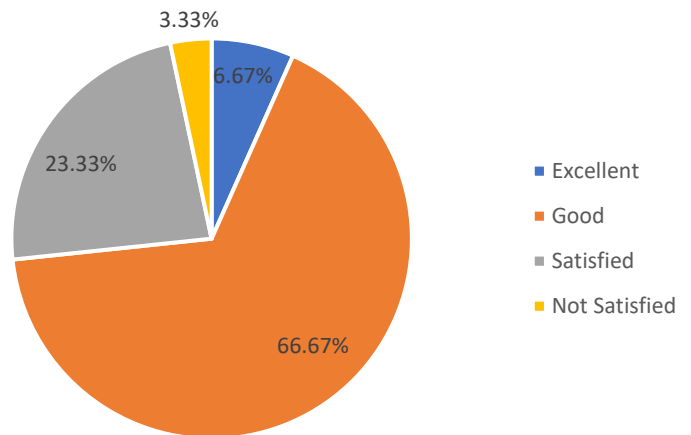
Q1 Rate the syllabus of the courses that you have studied in relation to the competencies expected.

	Frequency	Percent
Excellent	2	6.7
Good	18	60.0
Satisfied	8	26.7
Not Satisfied	2	6.7
Total	30	100.0



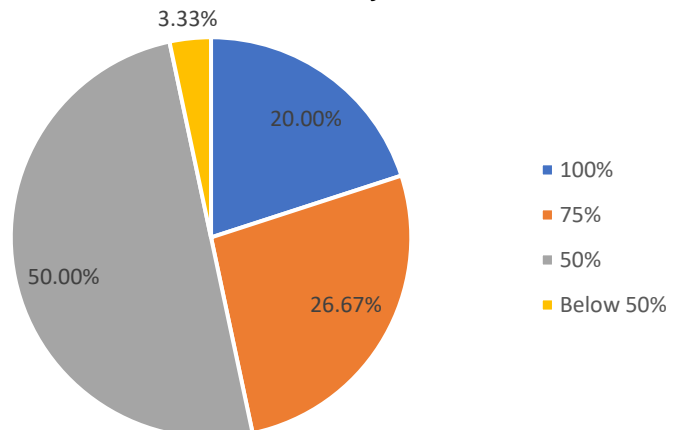
Q2 Rate the relevance of the units in the syllabus of each course

	Frequency	Percent
Excellent	2	6.7
Good	20	66.7
Satisfied	7	23.3
Not Satisfied	1	3.3
Total	30	100.0



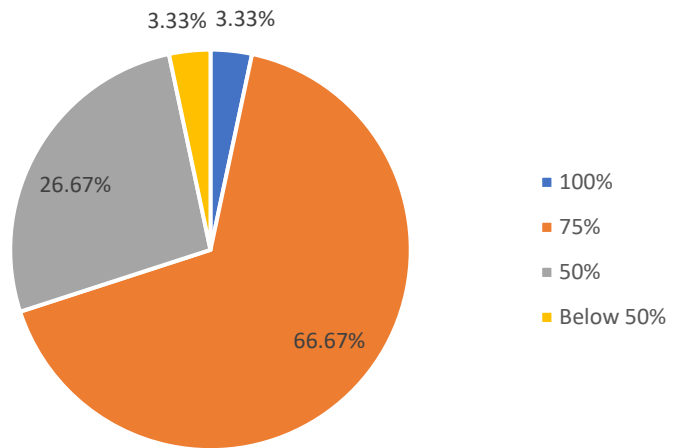
Q3 Rate how the curriculum supports the required Practical skills in the Laboratory

	Frequency	Percent
100%	6	20.0
75%	8	26.7
50%	15	50.0
Below 50%	1	3.3
Total	30	100.0



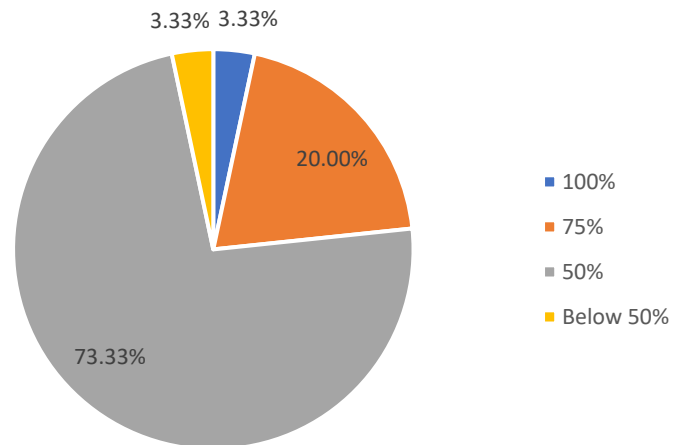
Q4 Rate your curriculum in terms of providing the basic knowledge required for further Education.

	Frequency	Percent
100%	1	3.3
75%	20	66.7
50%	8	26.7
Below 50%	1	3.3
Total	30	100.0



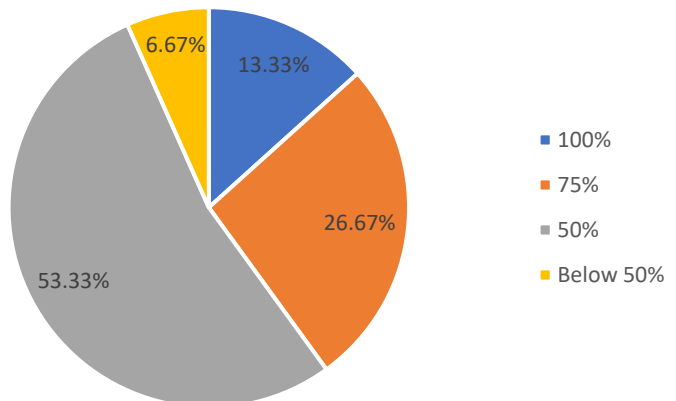
Q5 How far your syllabus was useful to crack the CSIR/ UGC NET/APSET/GATE/..?

	Frequency	Percent
100%	1	3.3
75%	6	20.0
50%	22	73.3
Below 50%	1	3.3
Total	30	100.0



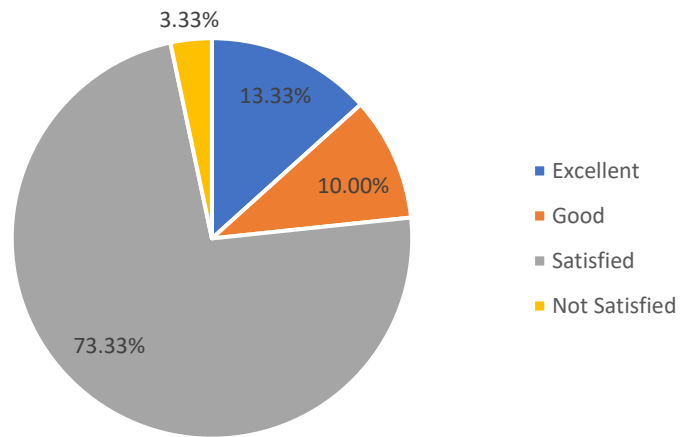
Q6 Rate the Curriculum – in terms of providing employability after completion of the program.

	Frequency	Percent
100%	4	13.3
75%	8	26.7
50%	16	53.3
Below 50%	2	6.7
Total	30	100.0



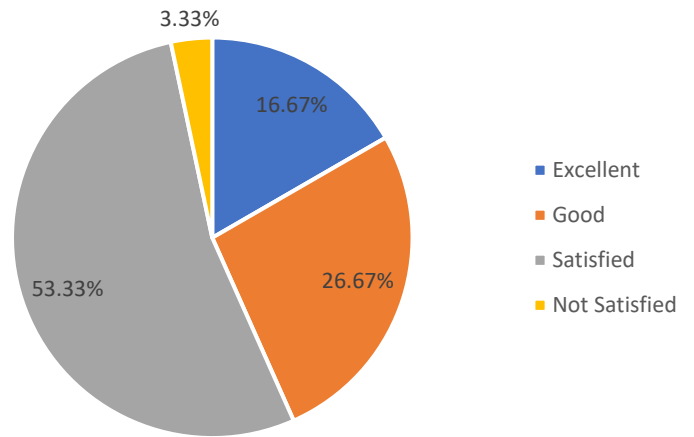
Q7 Rate the curriculum in improving your knowledge in the subject studied?

	Frequency	Percent
Excellent	4	13.3
Good	3	10.0
Satisfied	22	73.3
Not Satisfied	1	3.3
Total	30	100.0



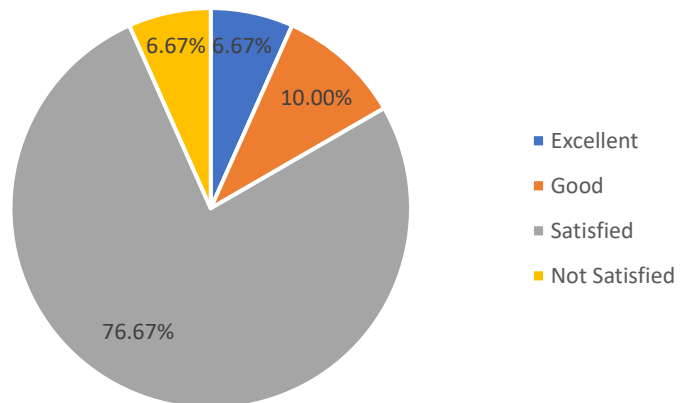
Q8 Rate the curriculum in terms of content evolving from basic level to Advanced Level in the ascending order of semesters.

	Frequency	Percent
Excellent	5	16.7
Good	8	26.7
Satisfied	16	53.3
Not Satisfied	1	3.3
Total	30	100.0



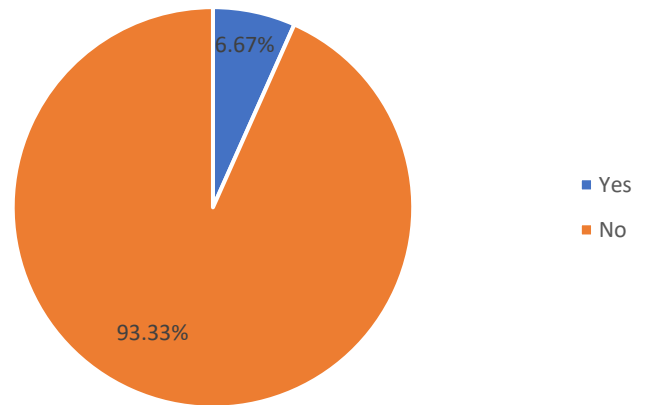
Q9 What is your over all opinion regarding the existing Curriculum?

	Frequency	Percent
Excellent	2	6.7
Good	3	10.0
Satisfied	23	76.7
Not Satisfied	2	6.7
Total	30	100.0



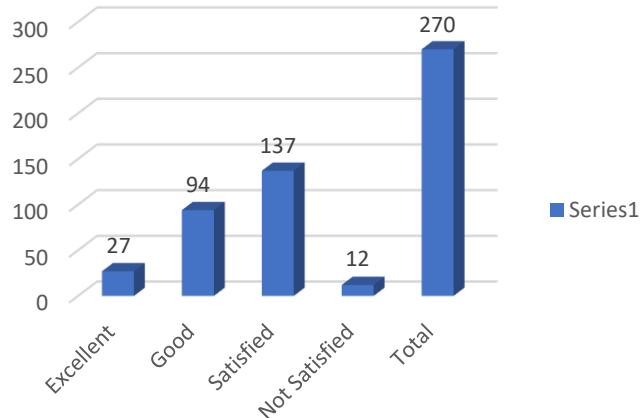
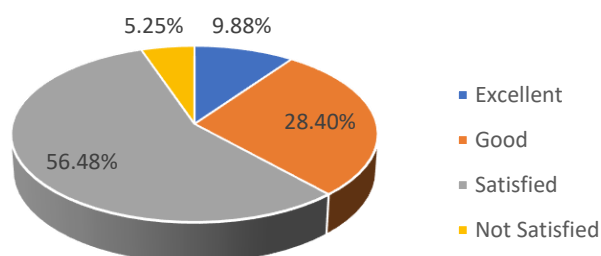
Q10 Do you think there is a need to modify your syllabus? (Yes/No) If yes, specify what portion needs to be modified with justification.

	Frequency	Percent
Yes	2	6.7
No	28	93.3
Total	30	100.0



Consolidated statement of analysis:

S. No	Question	No. of students opined				Total no. of Responses
		Excellent/ (100%)	Good/ (75%)	Satisfied/ (50%)	Not Satisfied/ (Below 50%)	
1.	Rate the syllabus of the courses that you have studied in relation to the competencies expected.	2	18	8	2	30
2.	Rate the relevance of the units in the syllabus of each course.	2	20	7	1	30
3.	Rate how the curriculum supports the required Practical skills in the Laboratory	6	8	15	1	30
4.	Rate your curriculum in terms of providing the basic knowledge required for further Education.	1	20	8	1	30
5.	How far your syllabus was useful to crack the CSIR/ UGC NET/APSET/GATE/..?	1	6	22	1	30
6.	Rate the Curriculum – in terms of providing employability after completion of the program.	4	8	16	2	30
7.	Rate the curriculum in improving your knowledge in the subject studied?	4	3	22	1	30
8.	Rate the curriculum in terms of content evolving from basic level to Advanced Level in the ascending order of semesters.	5	8	16	1	30
9.	What is your over all opinion regarding the existing Curriculum?	2	3	23	2	30
TOTAL		27	94	137	12	270
10.	Do you think there is a need to modify your syllabus? (Yes/No) If yes, specify what portion needs to be modified with justification.	YES: 2		NO: 28		30

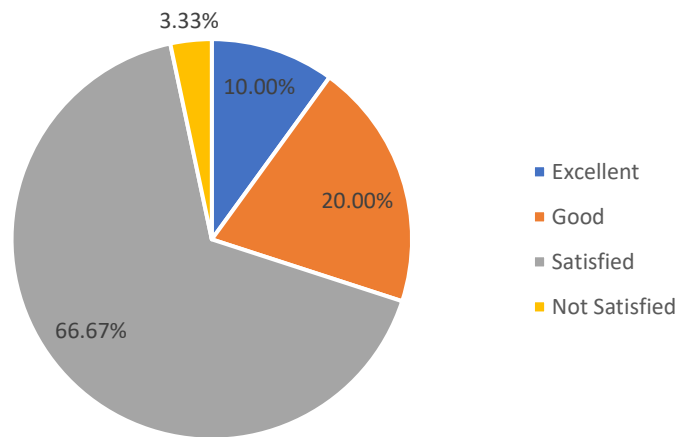


Program Name: Telugu

For the academic year 2019-20 feedback was received from 30 numbers of students for the program Telugu which are then analyzed and the analysis report is prepared and presented.

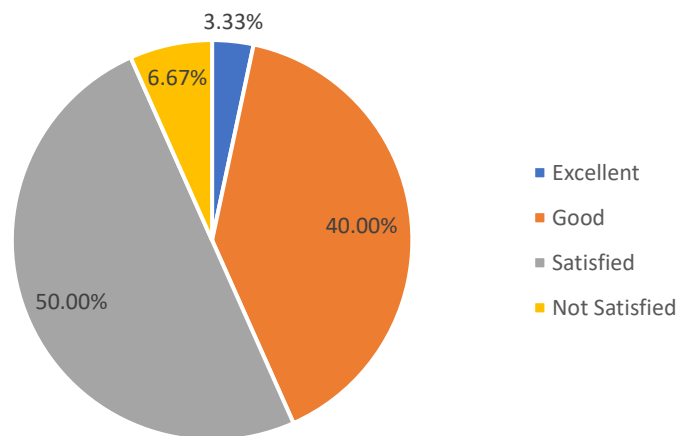
Q1 Rate the syllabus of the courses that you have studied in relation to the competencies expected.

	Frequency	Percent
Excellent	3	10.0
Good	6	20.0
Satisfied	20	66.7
Not Satisfied	1	3.3
Total	30	100.0



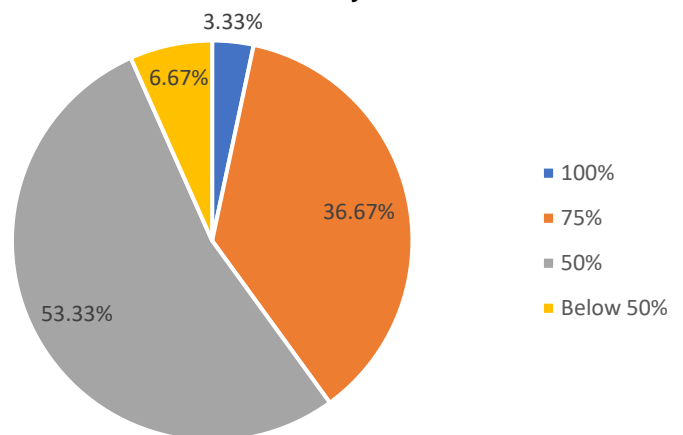
Q2 Rate the relevance of the units in the syllabus of each course

	Frequency	Percent
Excellent	1	3.3
Good	12	40.0
Satisfied	15	50.0
Not Satisfied	2	6.7
Total	30	100.0



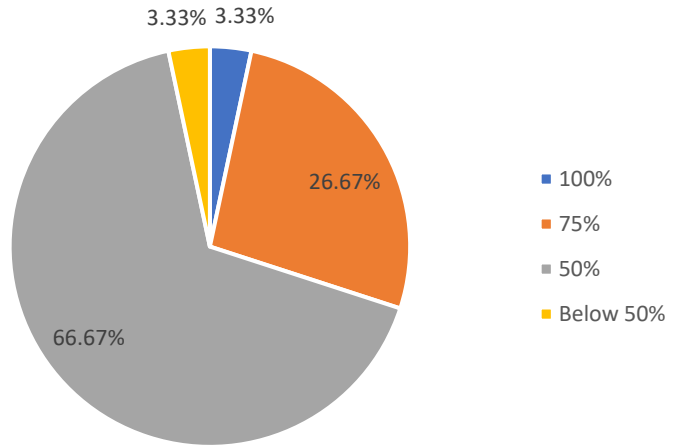
Q3 Rate how the curriculum supports the required Practical skills in the Laboratory

	Frequency	Percent
100%	1	3.3
75%	11	36.7
50%	16	53.3
Below 50%	2	6.7
Total	30	100.0



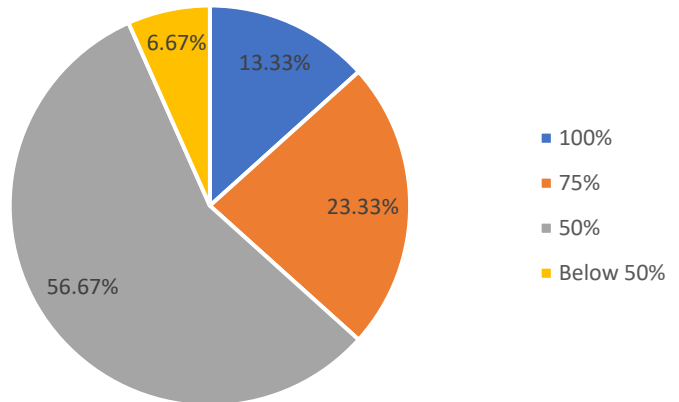
Q4 Rate your curriculum in terms of providing the basic knowledge required for further Education.

	Frequency	Percent
100%	1	3.3
75%	8	26.7
50%	20	66.7
Below 50%	1	3.3
Total	30	100.0



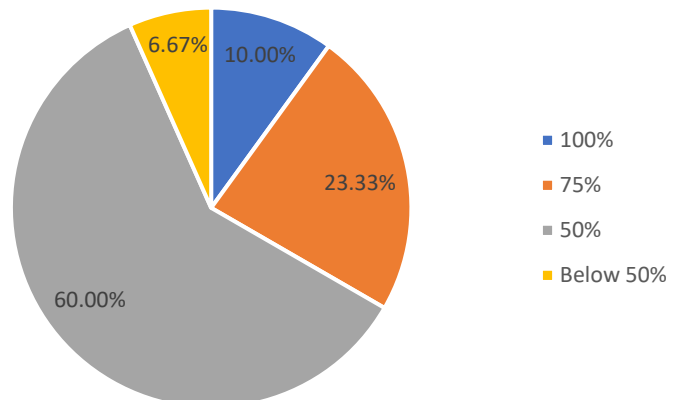
Q5 How far your syllabus was useful to crack the CSIR/ UGC NET/APSET/GATE/..?

	Frequency	Percent
100%	4	13.3
75%	7	23.3
50%	17	56.7
Below 50%	2	6.7
Total	30	100.0



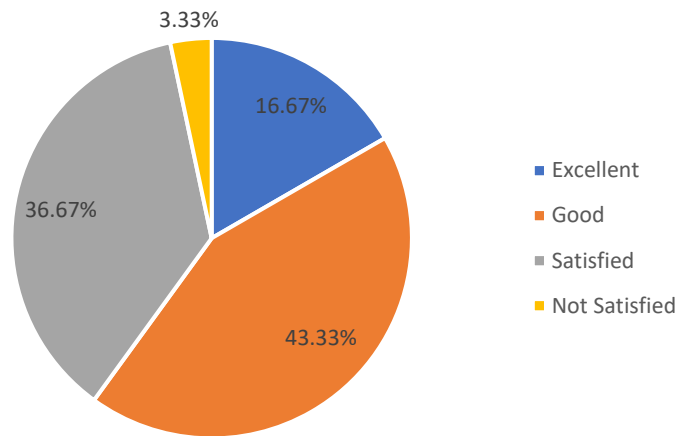
Q6 Rate the Curriculum – in terms of providing employability after completion of the program.

	Frequency	Percent
100%	3	10.0
75%	7	23.3
50%	18	60.0
Below 50%	2	6.7
Total	30	100.0



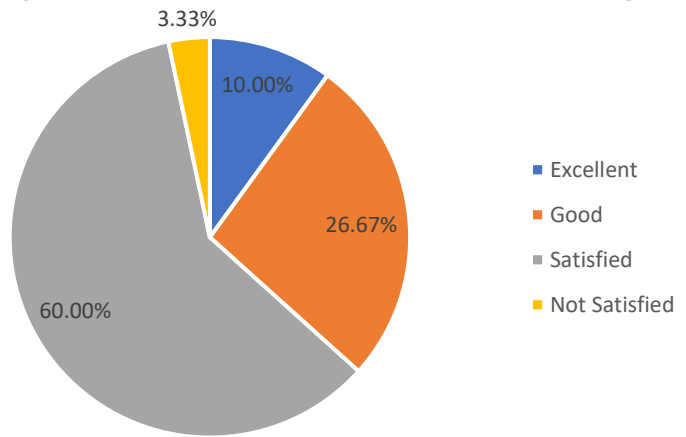
Q7 Rate the curriculum in improving your knowledge in the subject studied?

	Frequency	Percent
Excellent	5	16.7
Good	13	43.3
Satisfied	11	36.7
Not Satisfied	1	3.3
Total	30	100.0



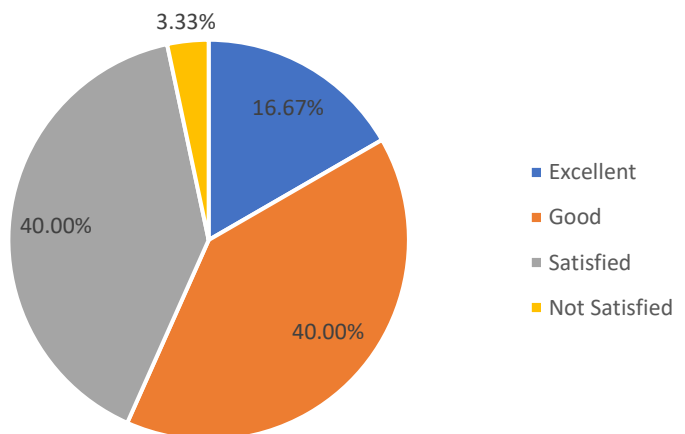
Q8 Rate the curriculum in terms of content evolving from basic level to Advanced Level in the ascending order of semesters.

	Frequency	Percent
Excellent	3	10.0
Good	8	26.7
Satisfied	18	60.0
Not Satisfied	1	3.3
Total	30	100.0



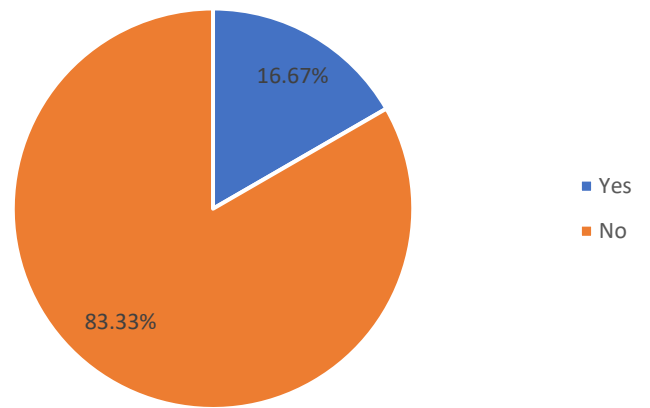
Q9 What is your over all opinion regarding the existing Curriculum?

	Frequency	Percent
Excellent	5	16.7
Good	12	40.0
Satisfied	12	40.0
Not Satisfied	1	3.3
Total	30	100.0



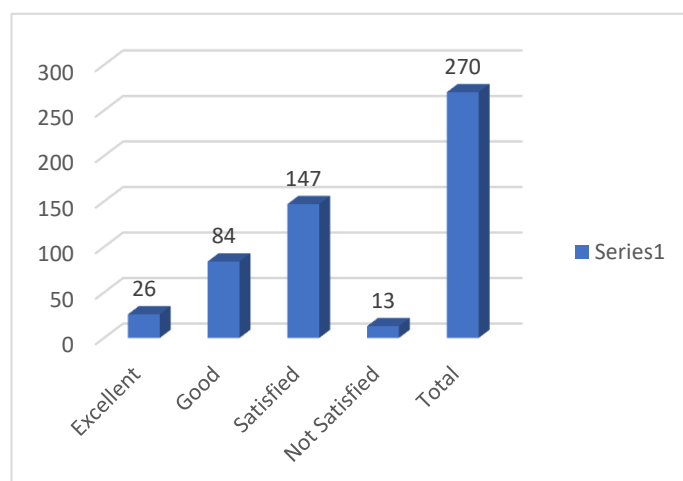
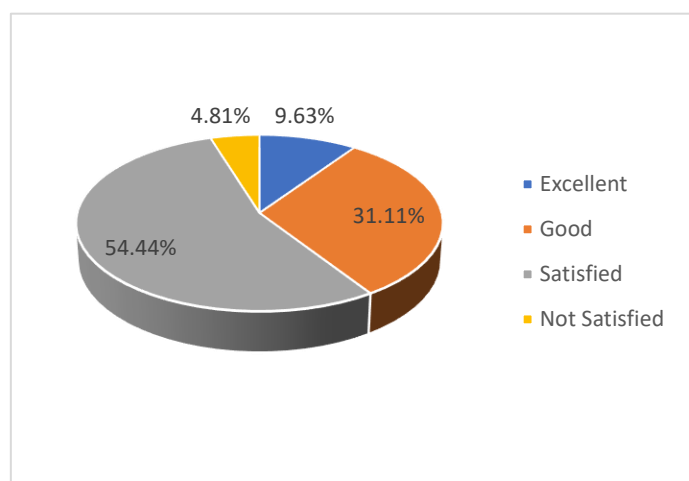
Q10 Do you think there is a need to modify your syllabus? (Yes/No) If yes, specify what portion needs to be modified with justification.

	Frequency	Percent
Yes	5	16.7
No	25	83.3
Total	30	100.0



Consolidated statement of analysis:

S. No	Question	No. of students opined				Total no. of Responses
		Excellent/ (100%)	Good/ (75%)	Satisfied/ (50%)	Not Satisfied/ (Below 50%)	
1.	Rate the syllabus of the courses that you have studied in relation to the competencies expected.	3	6	20	1	30
2.	Rate the relevance of the units in the syllabus of each course.	1	12	15	2	30
3.	Rate how the curriculum supports the required Practical skills in the Laboratory	1	11	16	2	30
4.	Rate your curriculum in terms of providing the basic knowledge required for further Education.	1	8	20	1	30
5.	How far your syllabus was useful to crack the CSIR/ UGC NET/APSET/GATE/..?	4	7	17	2	30
6.	Rate the Curriculum – in terms of providing employability after completion of the program.	3	7	18	2	30
7.	Rate the curriculum in improving your knowledge in the subject studied?	5	13	11	1	30
8.	Rate the curriculum in terms of content evolving from basic level to Advanced Level in the ascending order of semesters.	3	8	18	1	30
9.	What is your over all opinion regarding the existing Curriculum?	5	12	12	1	30
TOTAL		26	84	147	13	270
10.	Do you think there is a need to modify your syllabus? (Yes/No) If yes, specify what portion needs to be modified with justification.	YES: 5		NO: 25		30

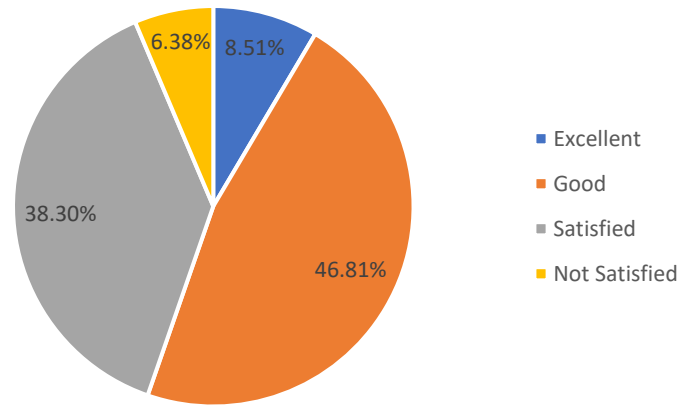


Program Name: B.ed

For the academic year 2019-20 feedback was received from 47 numbers of students for the program B.ed which are then analyzed and the analysis report is prepared and presented.

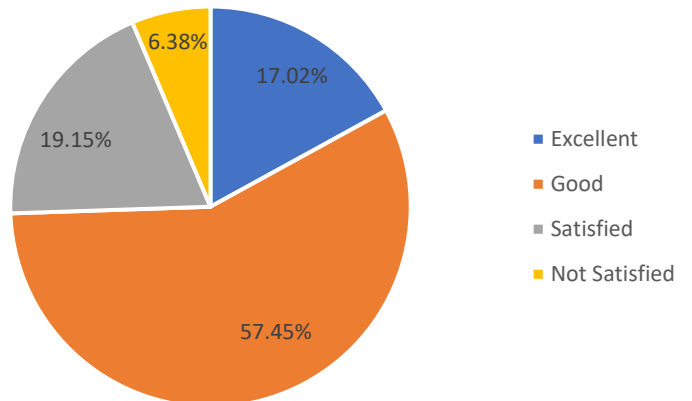
Q1 Rate the syllabus of the courses that you have studied in relation to the competencies expected.

	Frequency	Percent
Excellent	4	8.5
Good	22	46.8
Satisfied	18	38.3
Not Satisfied	3	6.4
Total	47	100.0



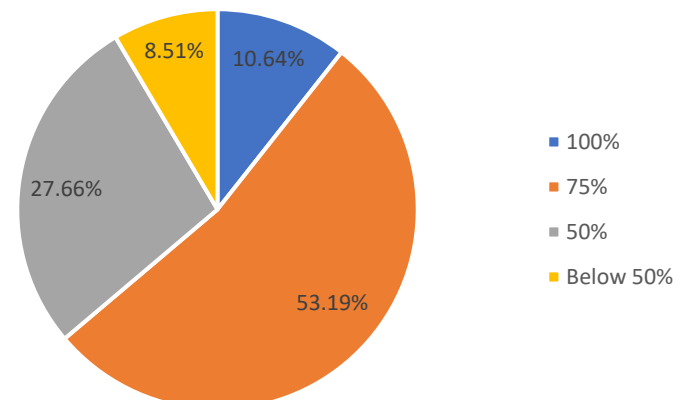
Q2 Rate the relevance of the units in the syllabus of each course

	Frequency	Percent
Excellent	8	17.0
Good	27	57.4
Satisfied	9	19.1
Not Satisfied	3	6.4
Total	47	100.0



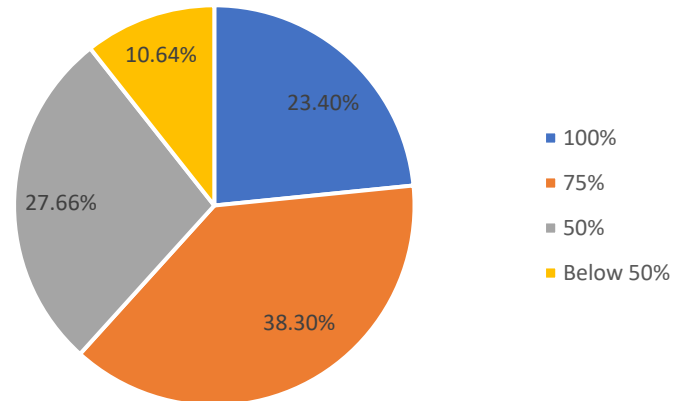
Q3 Rate how the curriculum supports the required Practical skills in the Laboratory

	Frequency	Percent
100%	5	10.6
75%	25	53.2
50%	13	27.7
Below 50%	4	8.5
Total	47	100.0



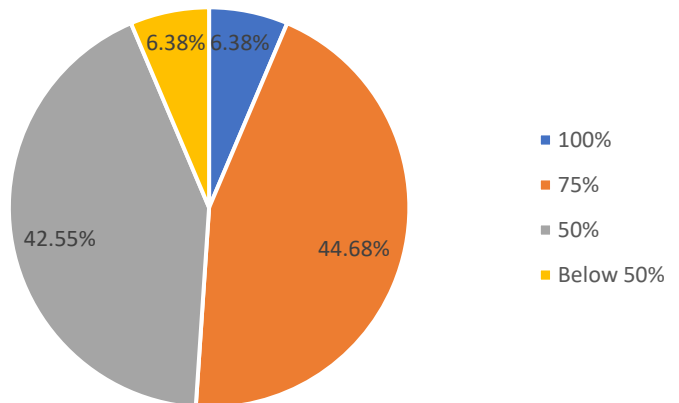
Q4 Rate your curriculum in terms of providing the basic knowledge required for further Education.

	Frequency	Percent
100%	11	23.4
75%	18	38.3
50%	13	27.7
Below 50%	5	10.6
Total	47	100.0



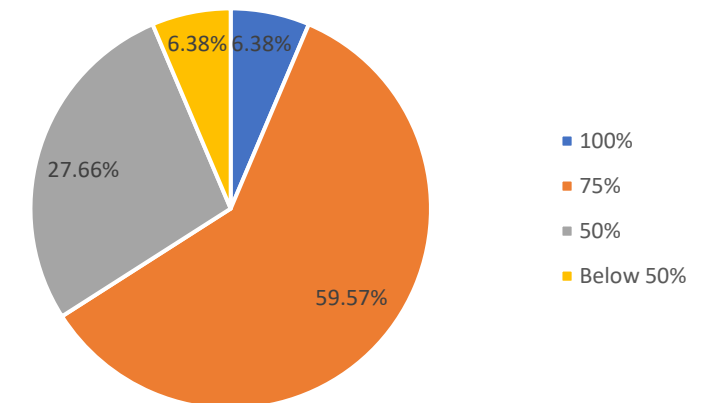
Q5 How far your syllabus was useful to crack the CSIR/ UGC NET/APSET/GATE/..?

	Frequency	Percent
100%	3	6.4
75%	21	44.7
50%	20	42.6
Below 50%	3	6.4
Total	47	100.0



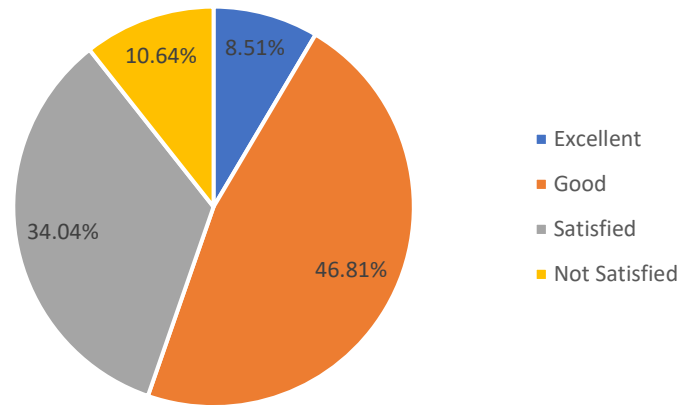
Q6 Rate the Curriculum – in terms of providing employability after completion of the program.

	Frequency	Percent
100%	3	6.4
75%	28	59.6
50%	13	27.7
Below 50%	3	6.4
Total	47	100.0



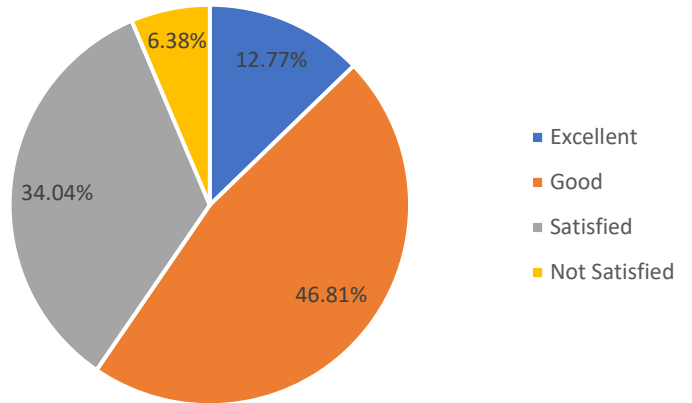
Q7 Rate the curriculum in improving your knowledge in the subject studied?

	Frequency	Percent
Excellent	4	8.5
Good	22	46.8
Satisfied	16	34.0
Not Satisfied	5	10.6
Total	47	100.0



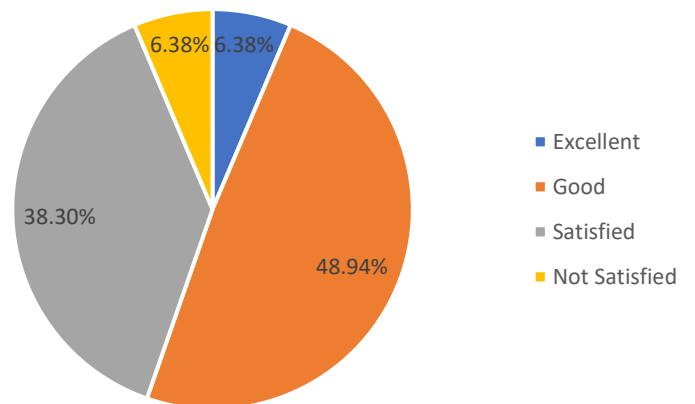
Q8 Rate the curriculum in terms of content evolving from basic level to Advanced Level in the ascending order of semesters.

	Frequency	Percent
Excellent	6	12.8
Good	22	46.8
Satisfied	16	34.0
Not Satisfied	3	6.4
Total	47	100.0



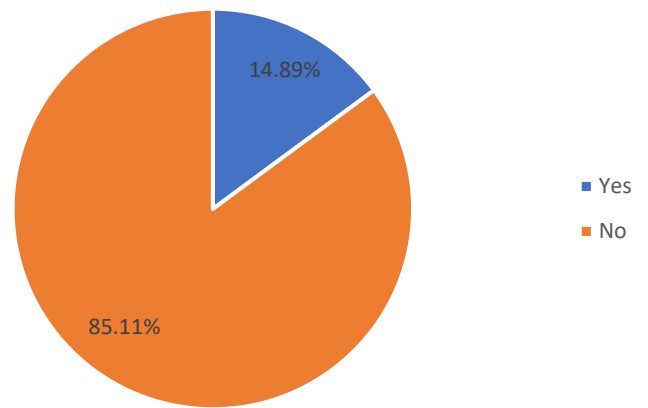
Q9 What is your over all opinion regarding the existing Curriculum?

	Frequency	Percent
Excellent	3	6.4
Good	23	48.9
Satisfied	18	38.3
Not Satisfied	3	6.4
Total	47	100.0



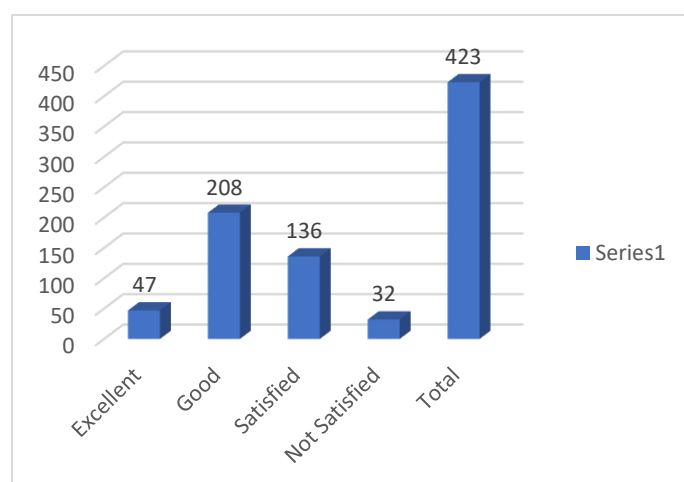
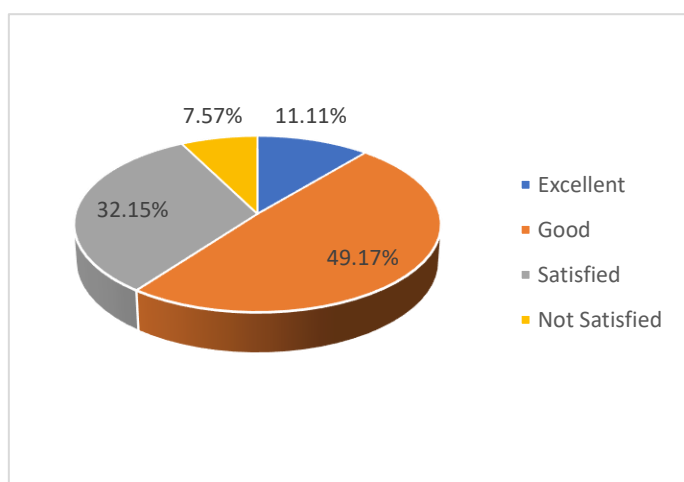
Q10 Do you think there is a need to modify your syllabus? (Yes/No) If yes, specify what portion needs to be modified with justification.

	Frequency	Percent
Yes	7	14.9
No	40	85.1
Total	47	100.0



Consolidated statement of analysis:

S. No	Question	No. of students opined				Total no. of Responses
		Excellent/ (100%)	Good/ (75%)	Satisfied/ (50%)	Not Satisfied/ (Below 50%)	
1.	Rate the syllabus of the courses that you have studied in relation to the competencies expected.	4	22	18	3	47
2.	Rate the relevance of the units in the syllabus of each course.	8	27	9	3	47
3.	Rate how the curriculum supports the required Practical skills in the Laboratory	5	25	13	4	47
4.	Rate your curriculum in terms of providing the basic knowledge required for further Education.	11	18	13	5	47
5.	How far your syllabus was useful to crack the CSIR/ UGC NET/APSET/GATE/..?	3	21	20	3	47
6.	Rate the Curriculum – in terms of providing employability after completion of the program.	3	28	13	3	47
7.	Rate the curriculum in improving your knowledge in the subject studied?	4	22	16	5	47
8.	Rate the curriculum in terms of content evolving from basic level to Advanced Level in the ascending order of semesters.	6	22	16	3	47
9.	What is your over all opinion regarding the existing Curriculum?	3	23	18	3	47
TOTAL		47	208	136	32	423
10.	Do you think there is a need to modify your syllabus? (Yes/No) If yes, specify what portion needs to be modified with justification.	YES: 7		NO: 40		47

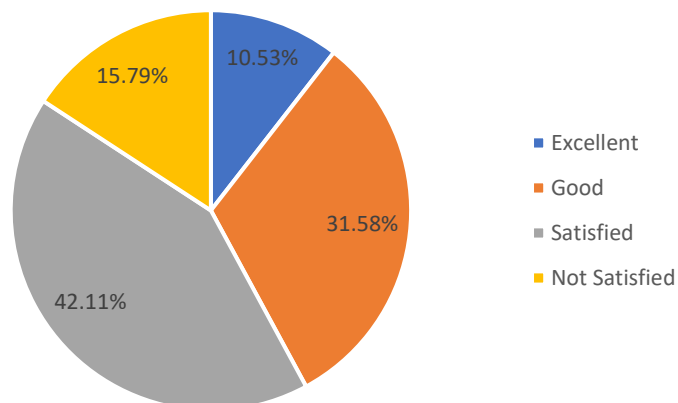


Program Name: M.ped

For the academic year 2019-20 feedback was received from 19 numbers of students for the program M.ped which are then analyzed and the analysis report is prepared and presented.

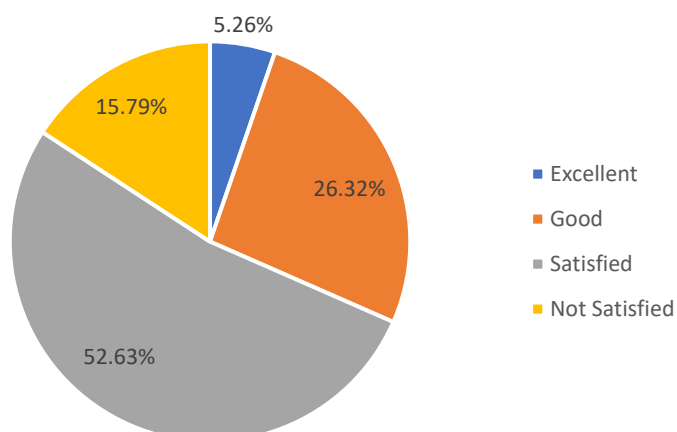
Q1 Rate the syllabus of the courses that you have studied in relation to the competencies expected.

	Frequency	Percent
Excellent	2	10.5
Good	6	31.6
Satisfied	8	42.1
Not Satisfied	3	15.8
Total	19	100.0



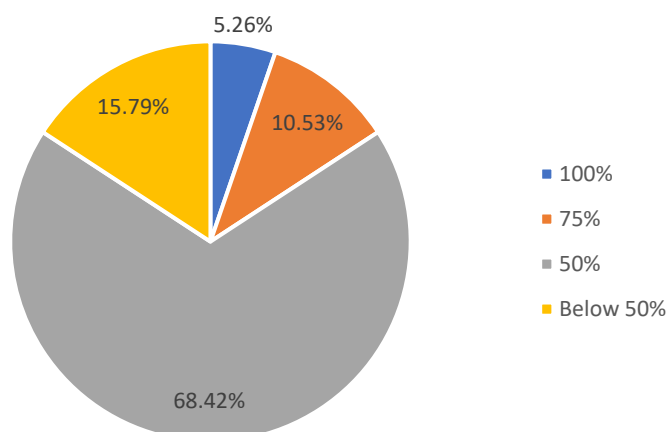
Q2 Rate the relevance of the units in the syllabus of each course

	Frequency	Percent
Excellent	1	5.3
Good	5	26.3
Satisfied	10	52.6
Not Satisfied	3	15.8
Total	19	100.0



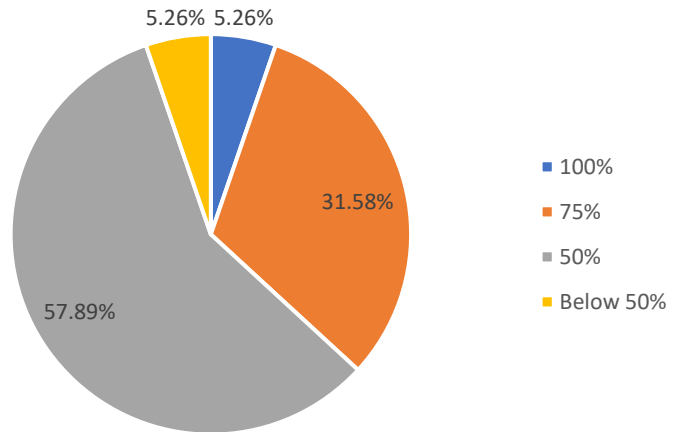
Q3 Rate how the curriculum supports the required Practical skills in the Laboratory

	Frequency	Percent
100%	1	5.3
75%	2	10.5
50%	13	68.4
Below 50%	3	15.8
Total	19	100.0



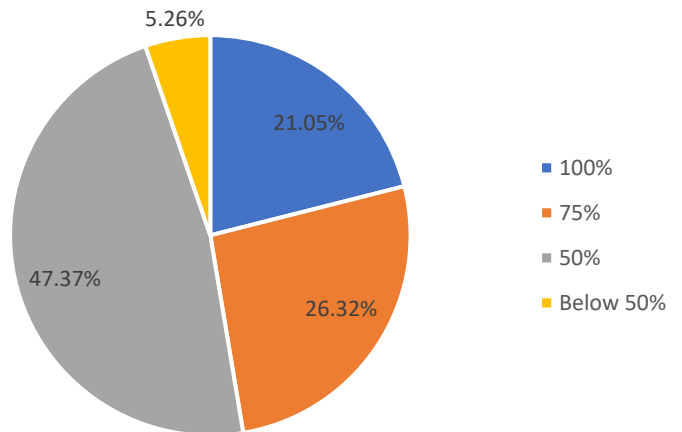
Q4 Rate your curriculum in terms of providing the basic knowledge required for further Education.

	Frequency	Percent
100%	1	5.3
75%	6	31.6
50%	11	57.9
Below 50%	1	5.3
Total	19	100.0



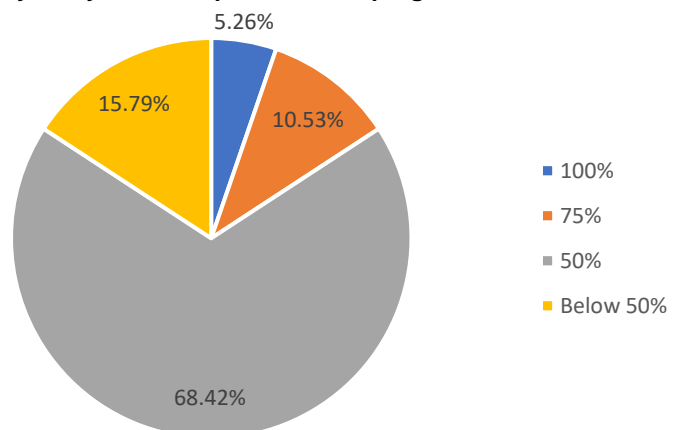
Q5 How far your syllabus was useful to crack the CSIR/ UGC NET/APSET/GATE/..?

	Frequency	Percent
100%	4	21.1
75%	5	26.3
50%	9	47.4
Below 50%	1	5.3
Total	19	100.0



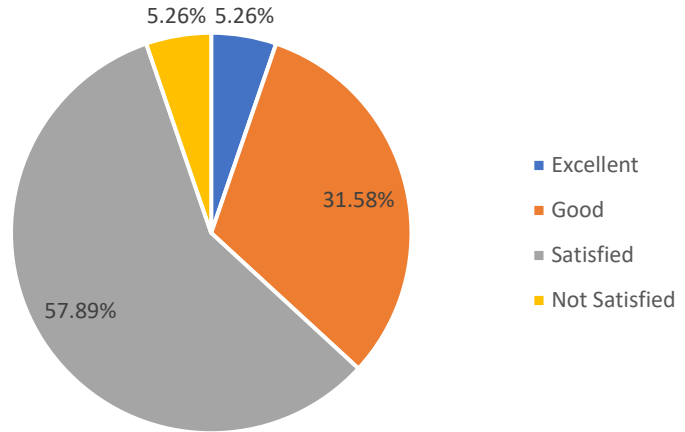
Q6 Rate the Curriculum – in terms of providing employability after completion of the program.

	Frequency	Percent
100%	1	5.3
75%	2	10.5
50%	13	68.4
Below 50%	3	15.8
Total	19	100.0



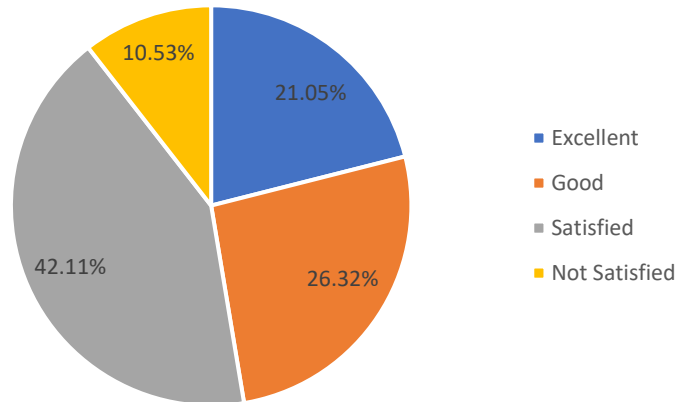
Q7 Rate the curriculum in improving your knowledge in the subject studied?

	Frequency	Percent
Excellent	1	5.3
Good	6	31.6
Satisfied	11	57.9
Not Satisfied	1	5.3
Total	19	100.0



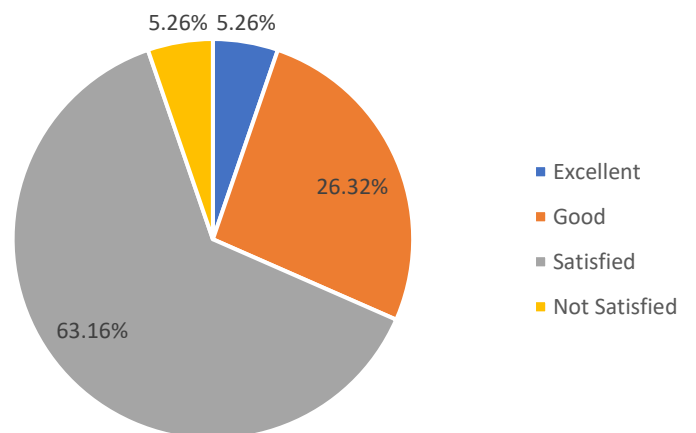
Q8 Rate the curriculum in terms of content evolving from basic level to Advanced Level in the ascending order of semesters.

	Frequency	Percent
Excellent	4	21.1
Good	5	26.3
Satisfied	8	42.1
Not Satisfied	2	10.5
Total	19	100.0



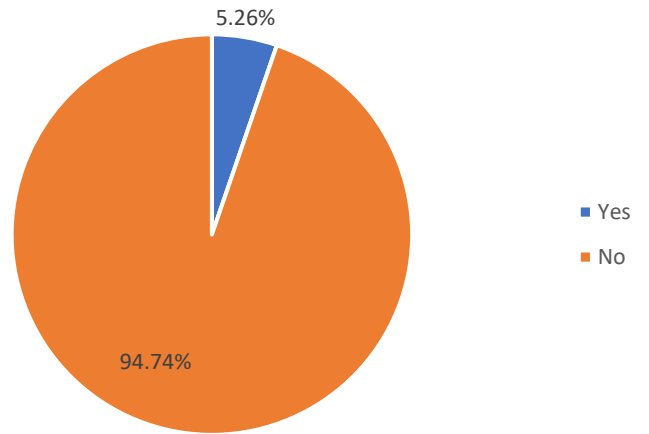
Q9 What is your over all opinion regarding the existing Curriculum?

	Frequency	Percent
Excellent	1	5.3
Good	5	26.3
Satisfied	12	63.2
Not Satisfied	1	5.3
Total	19	100.0



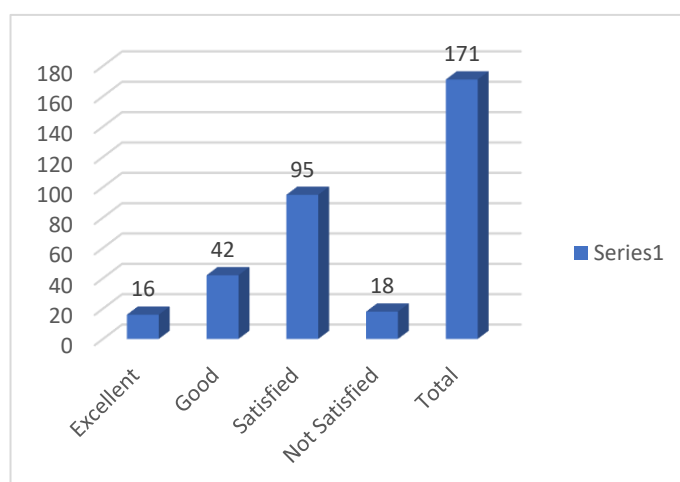
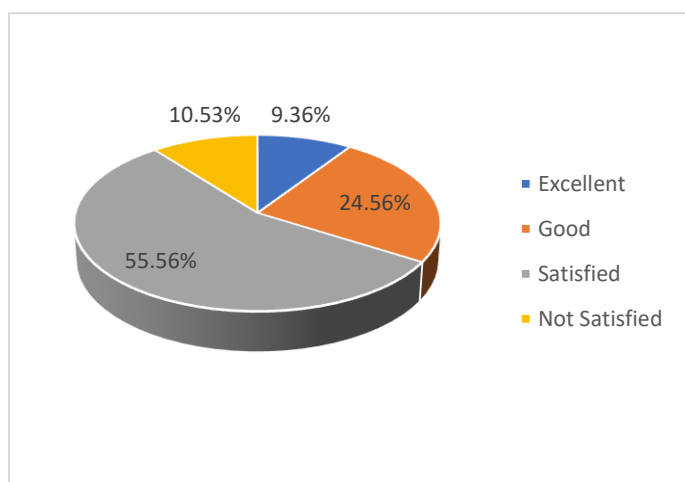
Q10 Do you think there is a need to modify your syllabus? (Yes/No) If yes, specify what portion needs to be modified with justification.

	Frequency	Percent
Yes	1	5.3
No	18	94.7
Total	19	100.0



Consolidated statement of analysis:

S. No	Question	No. of students opined				Total no. of Responses
		Excellent/ (100%)	Good/ (75%)	Satisfied/ (50%)	Not Satisfied/ (Below 50%)	
1.	Rate the syllabus of the courses that you have studied in relation to the competencies expected.	2	6	8	3	19
2.	Rate the relevance of the units in the syllabus of each course.	1	5	10	3	19
3.	Rate how the curriculum supports the required Practical skills in the Laboratory	1	2	13	3	19
4.	Rate your curriculum in terms of providing the basic knowledge required for further Education.	1	6	11	1	19
5.	How far your syllabus was useful to crack the CSIR/ UGC NET/APSET/GATE/..?	4	5	9	1	19
6.	Rate the Curriculum – in terms of providing employability after completion of the program.	1	2	13	3	19
7.	Rate the curriculum in improving your knowledge in the subject studied?	1	6	11	1	19
8.	Rate the curriculum in terms of content evolving from basic level to Advanced Level in the ascending order of semesters.	4	5	8	2	19
9.	What is your over all opinion regarding the existing Curriculum?	1	5	12	1	19
TOTAL		16	42	95	18	171
10.	Do you think there is a need to modify your syllabus? (Yes/No) If yes, specify what portion needs to be modified with justification.	YES: 1		NO: 18		19

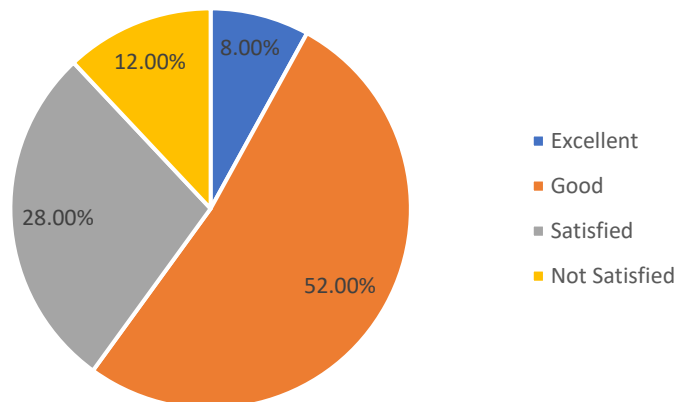


Program Name: CSE

For the academic year 2019-20 feedback was received from 25 numbers of students for the program CSE which are then analyzed and the analysis report is prepared and presented.

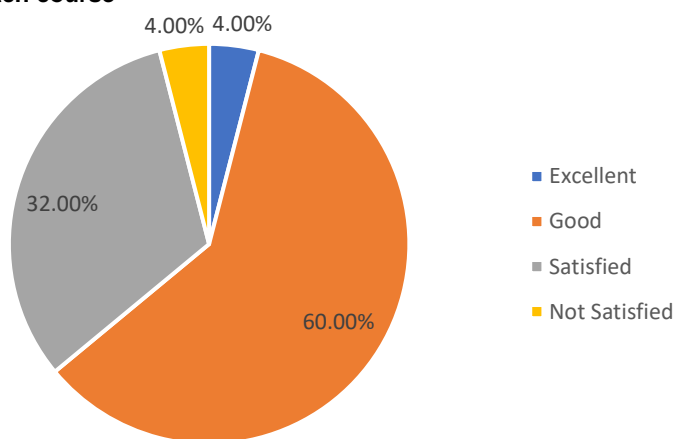
Q1 Rate the syllabus of the courses that you have studied in relation to the competencies expected.

	Frequency	Percent
Excellent	2	8.0
Good	13	52.0
Satisfied	7	28.0
Not Satisfied	3	12.0
Total	25	100.0



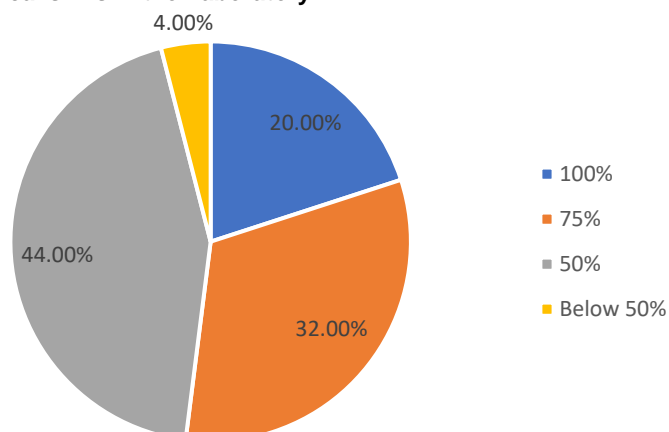
Q2 Rate the relevance of the units in the syllabus of each course

	Frequency	Percent
Excellent	1	4.0
Good	15	60.0
Satisfied	8	32.0
Not Satisfied	1	4.0
Total	25	100.0



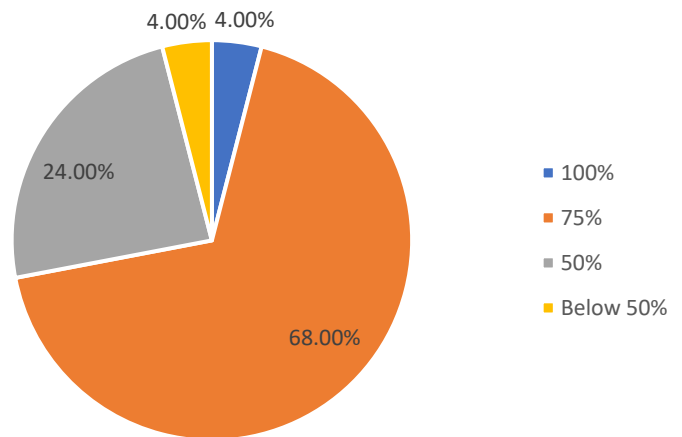
Q3 Rate how the curriculum supports the required Practical skills in the Laboratory

	Frequency	Percent
100%	5	20.0
75%	8	32.0
50%	11	44.0
Below 50%	1	4.0
Total	25	100.0



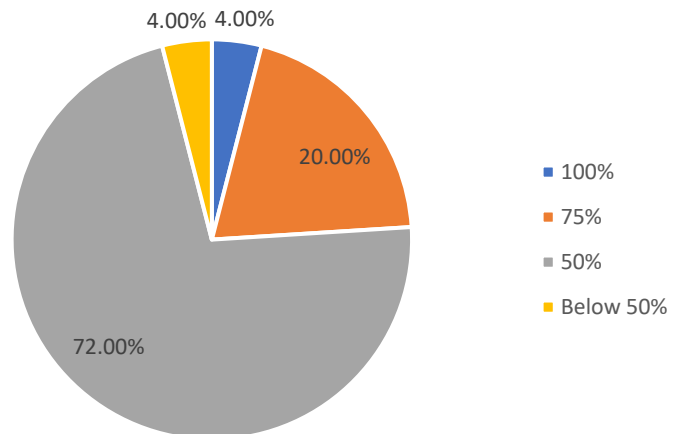
Q4 Rate your curriculum in terms of providing the basic knowledge required for further Education.

	Frequency	Percent
100%	1	4.0
75%	17	68.0
50%	6	24.0
Below 50%	1	4.0
Total	25	100.0



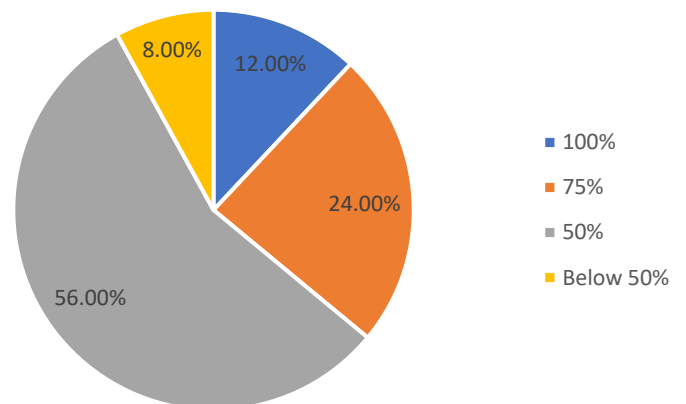
Q5 How far your syllabus was useful to crack the CSIR/ UGC NET/APSET/GATE/..?

	Frequency	Percent
100%	1	4.0
75%	5	20.0
50%	18	72.0
Below 50%	1	4.0
Total	25	100.0



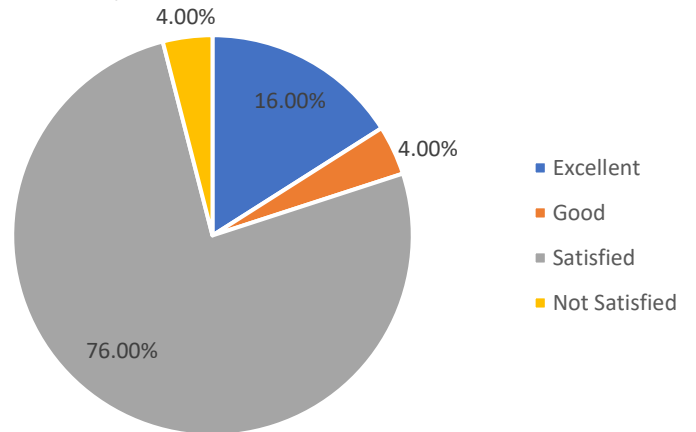
Q6 Rate the Curriculum – in terms of providing employability after completion of the program.

	Frequency	Percent
100%	3	12.0
75%	6	24.0
50%	14	56.0
Below 50%	2	8.0
Total	25	100.0



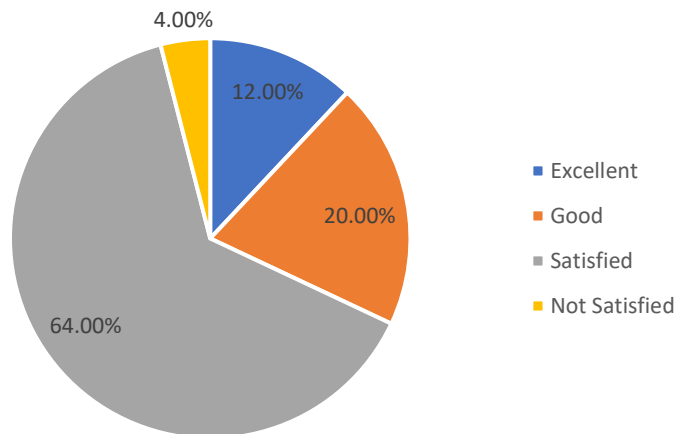
Q7 Rate the curriculum in improving your knowledge in the subject studied?

	Frequency	Percent
Excellent	4	16.0
Good	1	4.0
Satisfied	19	76.0
Not Satisfied	1	4.0
Total	25	100.0



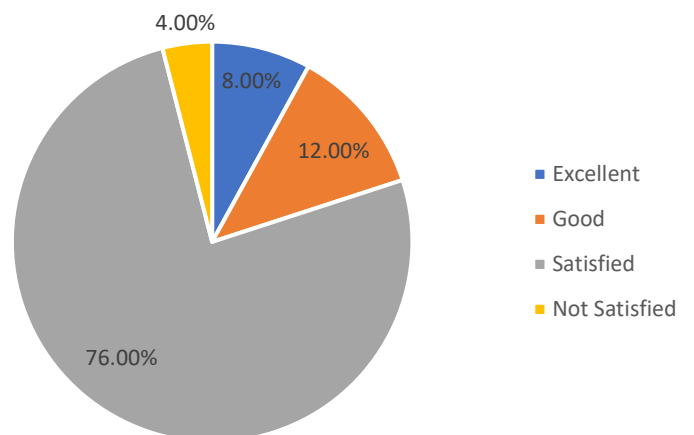
Q8 Rate the curriculum in terms of content evolving from basic level to Advanced Level in the ascending order of semesters.

	Frequency	Percent
Excellent	3	12.0
Good	5	20.0
Satisfied	16	64.0
Not Satisfied	1	4.0
Total	25	100.0



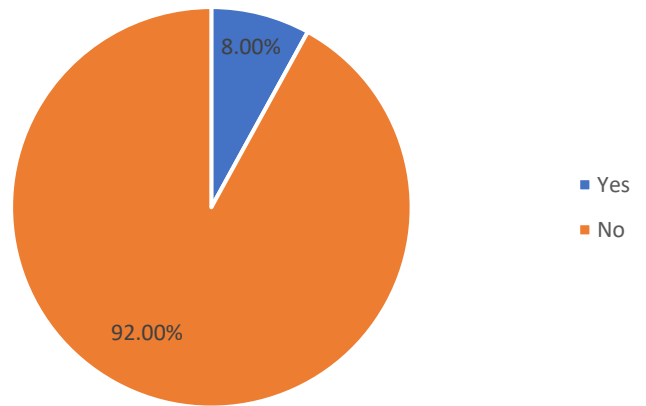
Q9 What is your over all opinion regarding the existing Curriculum?

	Frequency	Percent
Excellent	2	8.0
Good	3	12.0
Satisfied	19	76.0
Not Satisfied	1	4.0
Total	25	100.0



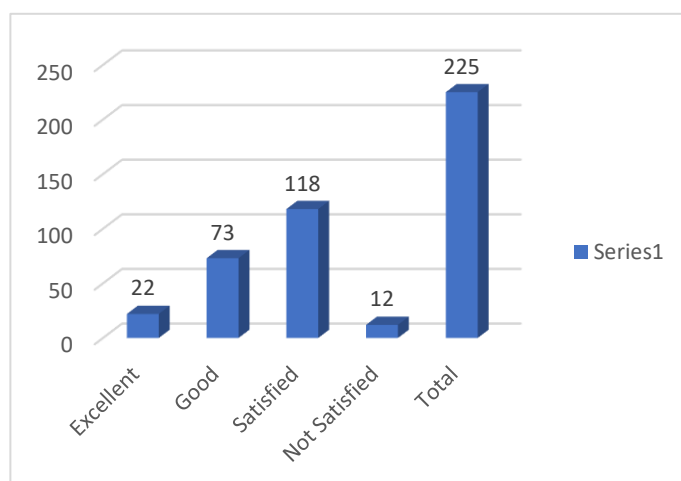
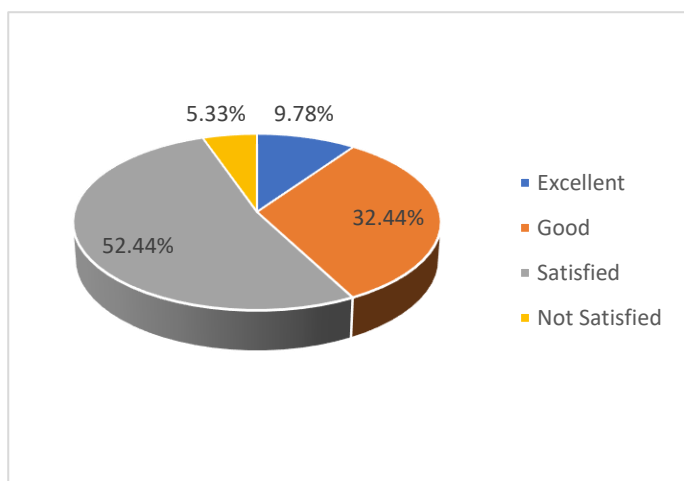
Q10 Do you think there is a need to modify your syllabus? (Yes/No) If yes, specify what portion needs to be modified with justification.

	Frequency	Percent
Yes	2	8.0
No	23	92.0
Total	25	100.0



Consolidated statement of analysis:

S. No	Question	No. of students opined				Total no. of Responses
		Excellent/ (100%)	Good/ (75%)	Satisfied/ (50%)	Not Satisfied/ (Below 50%)	
1.	Rate the syllabus of the courses that you have studied in relation to the competencies expected.	2	13	7	3	25
2.	Rate the relevance of the units in the syllabus of each course.	1	15	8	1	25
3.	Rate how the curriculum supports the required Practical skills in the Laboratory	5	8	11	1	25
4.	Rate your curriculum in terms of providing the basic knowledge required for further Education.	1	17	6	1	25
5.	How far your syllabus was useful to crack the CSIR/ UGC NET/APSET/GATE/..?	1	5	18	1	25
6.	Rate the Curriculum – in terms of providing employability after completion of the program.	3	6	14	2	25
7.	Rate the curriculum in improving your knowledge in the subject studied?	4	1	19	1	25
8.	Rate the curriculum in terms of content evolving from basic level to Advanced Level in the ascending order of semesters.	3	5	16	1	25
9.	What is your over all opinion regarding the existing Curriculum?	2	3	19	1	25
TOTAL		22	73	118	12	225
10.	Do you think there is a need to modify your syllabus? (Yes/No) If yes, specify what portion needs to be modified with justification.	YES: 2		NO: 23		25

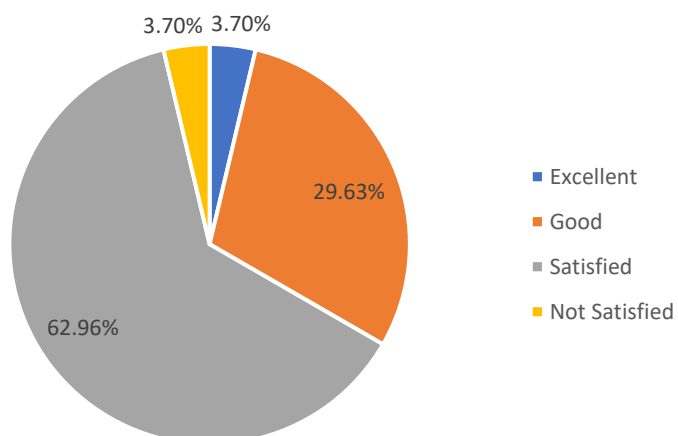


Program Name: EIE

For the academic year 2019-20 feedback was received from 27 numbers of students for the program EIE which are then analyzed and the analysis report is prepared and presented.

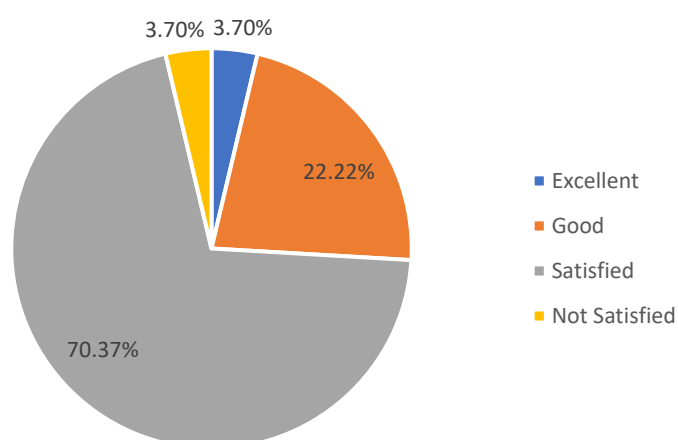
Q1 Rate the syllabus of the courses that you have studied in relation to the competencies expected.

	Frequency	Percent
Excellent	1	3.7
Good	8	29.6
Satisfied	17	63.0
Not Satisfied	1	3.7
Total	27	100.0



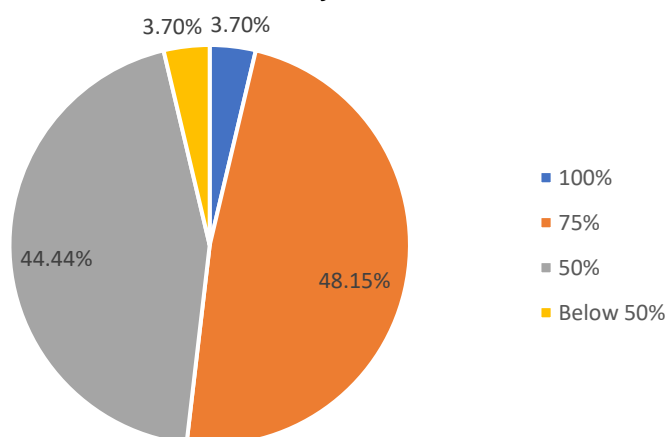
Q2 Rate the relevance of the units in the syllabus of each course

	Frequency	Percent
Excellent	1	3.7
Good	6	22.2
Satisfied	19	70.4
Not Satisfied	1	3.7
Total	27	100.0



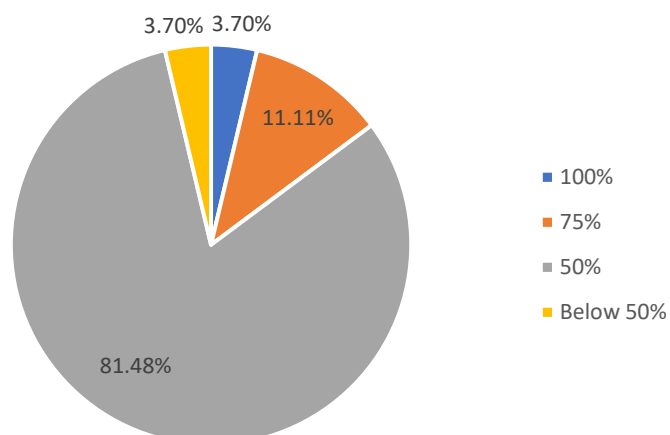
Q3 Rate how the curriculum supports the required Practical skills in the Laboratory

	Frequency	Percent
100%	1	3.7
75%	13	48.1
50%	12	44.4
Below 50%	1	3.7
Total	27	100.0



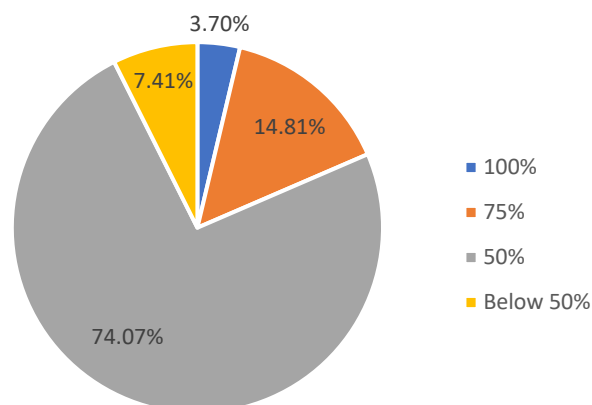
Q4 Rate your curriculum in terms of providing the basic knowledge required for further Education.

	Frequency	Percent
100%	1	3.7
75%	3	11.1
50%	22	81.5
Below 50%	1	3.7
Total	27	100.0



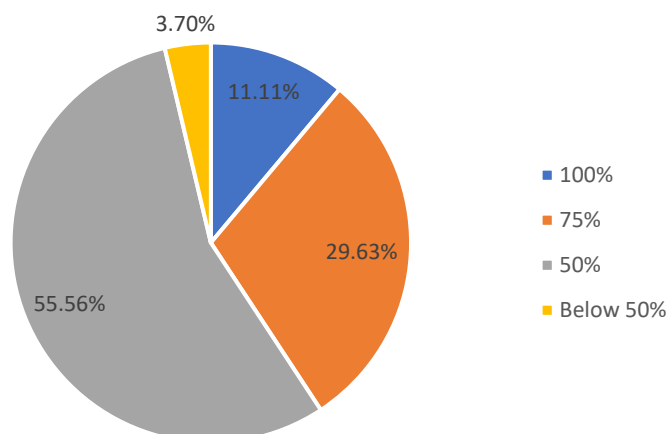
Q5 How far your syllabus was useful to crack the CSIR/ UGC NET/APSET/GATE/..?

	Frequency	Percent
100%	1	3.7
75%	4	14.8
50%	20	74.1
Below 50%	2	7.4
Total	27	100.0



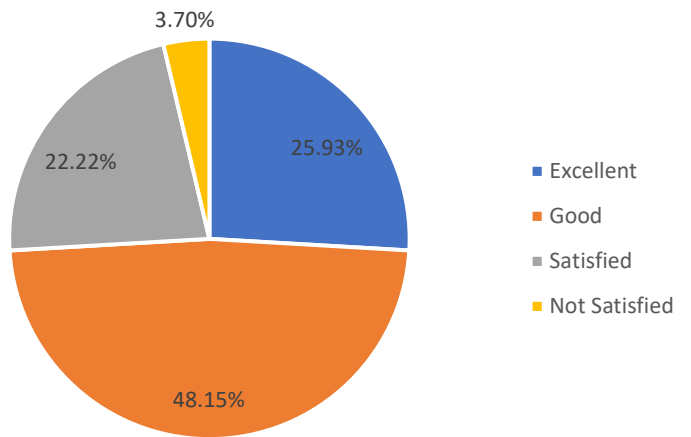
Q6 Rate the Curriculum – in terms of providing employability after completion of the program.

	Frequency	Percent
100%	3	11.1
75%	8	29.6
50%	15	55.6
Below 50%	1	3.7
Total	27	100.0



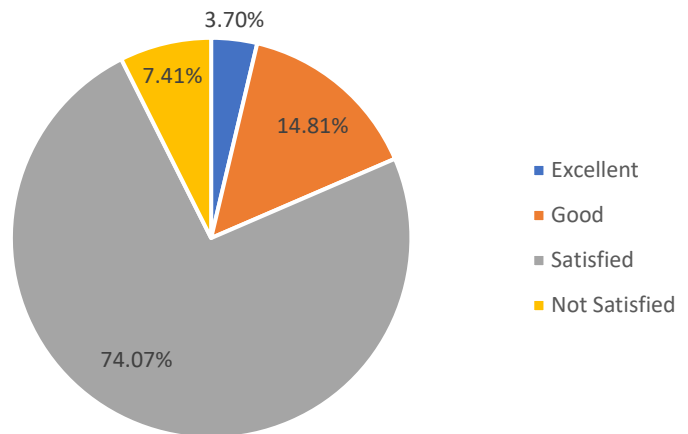
Q7 Rate the curriculum in improving your knowledge in the subject studied?

	Frequency	Percent
Excellent	7	25.9
Good	13	48.1
Satisfied	6	22.2
Not Satisfied	1	3.7
Total	27	100.0



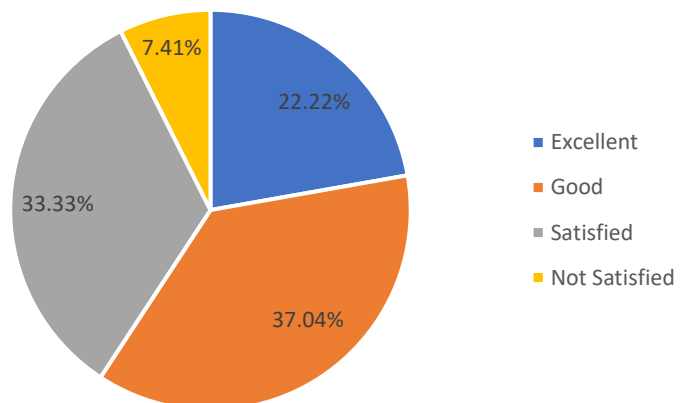
Q8 Rate the curriculum in terms of content evolving from basic level to Advanced Level in the ascending order of semesters.

	Frequency	Percent
Excellent	1	3.7
Good	4	14.8
Satisfied	20	74.1
Not Satisfied	2	7.4
Total	27	100.0



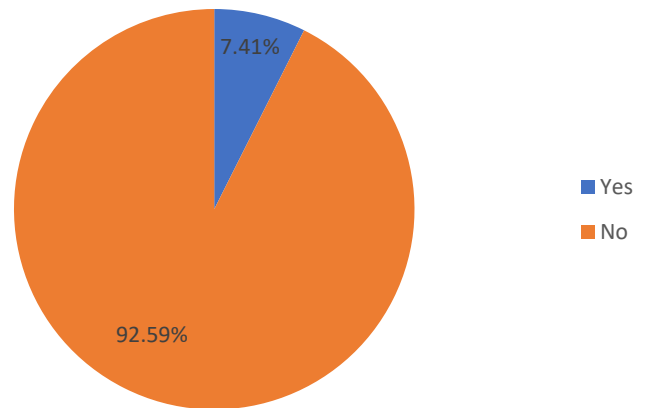
Q9 What is your over all opinion regarding the existing Curriculum?

	Frequency	Percent
Excellent	6	22.2
Good	10	37.0
Satisfied	9	33.3
Not Satisfied	2	7.4
Total	27	100.0



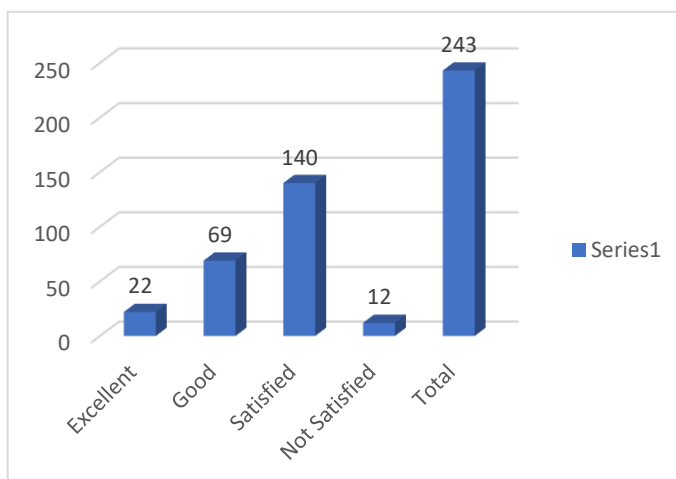
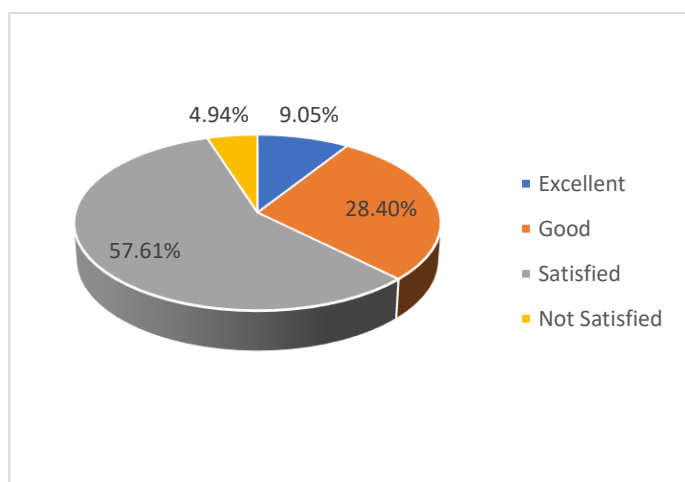
Q10 Do you think there is a need to modify your syllabus? (Yes/No) If yes, specify what portion needs to be modified with justification.

	Frequency	Percent
Yes	2	7.4
No	25	92.6
Total	27	100.0



Consolidated statement of analysis:

S. No	Question	No. of students opined				Total no. of Responses
		Excellent/ (100%)	Good/ (75%)	Satisfied/ (50%)	Not Satisfied/ (Below 50%)	
1.	Rate the syllabus of the courses that you have studied in relation to the competencies expected.	1	8	17	1	27
2.	Rate the relevance of the units in the syllabus of each course.	1	6	19	1	27
3.	Rate how the curriculum supports the required Practical skills in the Laboratory	1	13	12	1	27
4.	Rate your curriculum in terms of providing the basic knowledge required for further Education.	1	3	22	1	27
5.	How far your syllabus was useful to crack the CSIR/ UGC NET/APSET/GATE/..?	1	4	20	2	27
6.	Rate the Curriculum – in terms of providing employability after completion of the program.	3	8	15	1	27
7.	Rate the curriculum in improving your knowledge in the subject studied?	7	13	6	1	27
8.	Rate the curriculum in terms of content evolving from basic level to Advanced Level in the ascending order of semesters.	1	4	20	2	27
9.	What is your over all opinion regarding the existing Curriculum?	6	10	9	2	27
TOTAL		22	69	140	12	243
10.	Do you think there is a need to modify your syllabus? (Yes/No) If yes, specify what portion needs to be modified with justification.	YES: 2		NO: 25		27

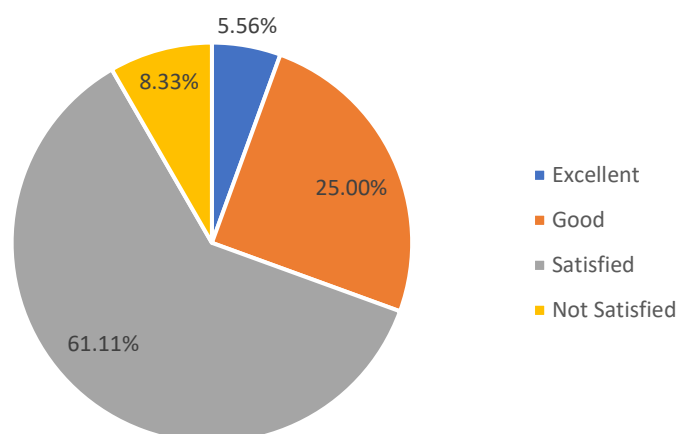


Program Name: MCA

For the academic year 2019-20 feedback was received from 36 numbers of students for the program MCA which are then analyzed and the analysis report is prepared and presented.

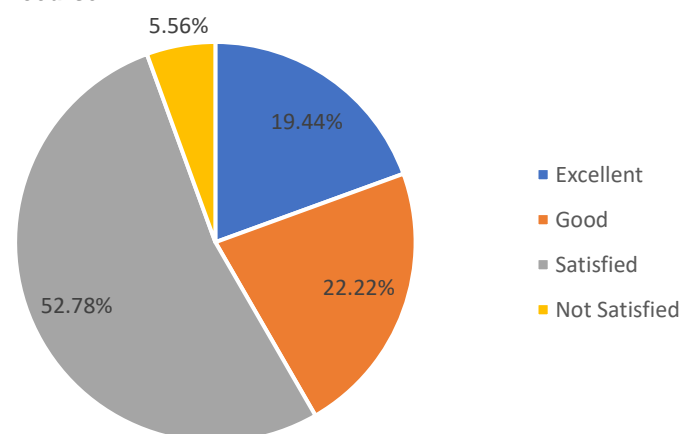
Q1 Rate the syllabus of the courses that you have studied in relation to the competencies expected.

	Frequency	Percent
Excellent	2	5.6
Good	9	25.0
Satisfied	22	61.1
Not Satisfied	3	8.3
Total	36	100.0



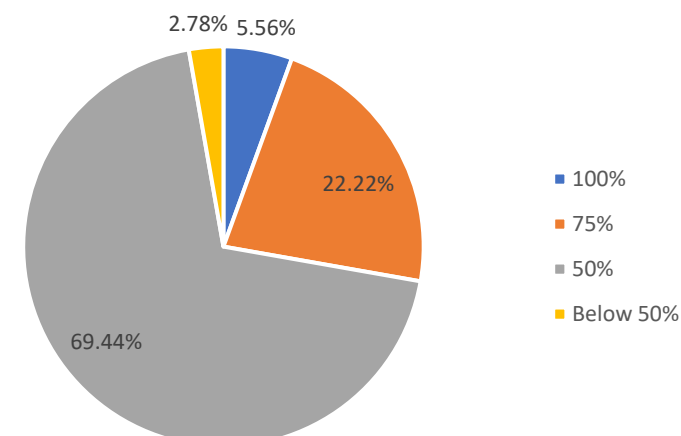
Q2 Rate the relevance of the units in the syllabus of each course

	Frequency	Percent
Excellent	7	19.4
Good	8	22.2
Satisfied	19	52.8
Not Satisfied	2	5.6
Total	36	100.0



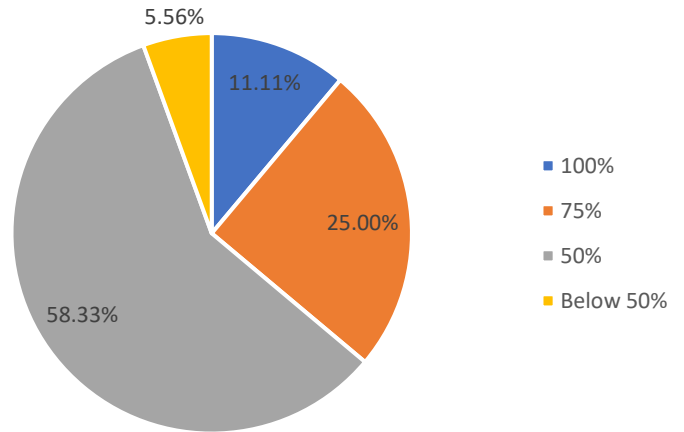
Q3 Rate how the curriculum supports the required Practical skills in the Laboratory

	Frequency	Percent
100%	2	5.6
75%	8	22.2
50%	25	69.4
Below 50%	1	2.8
Total	36	100.0



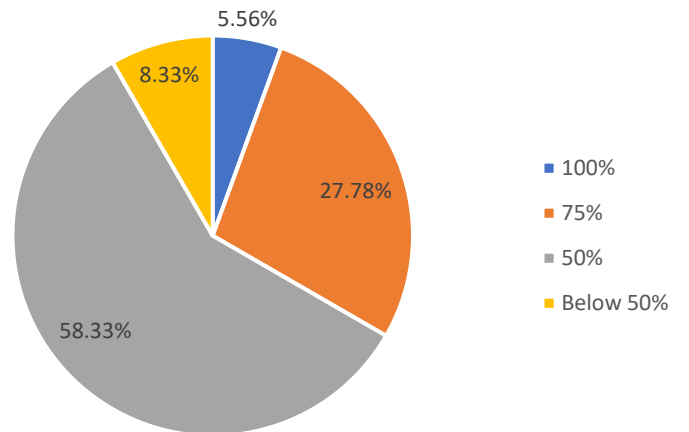
Q4 Rate your curriculum in terms of providing the basic knowledge required for further Education.

	Frequency	Percent
100%	4	11.1
75%	9	25.0
50%	21	58.3
Below 50%	2	5.6
Total	36	100.0



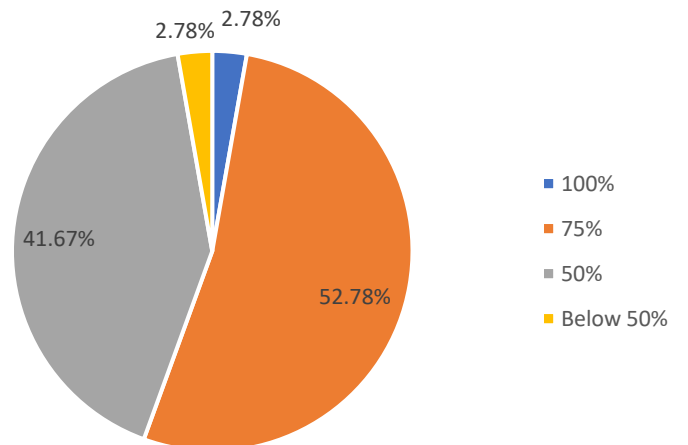
Q5 How far your syllabus was useful to crack the CSIR/ UGC NET/APSET/GATE/..?

	Frequency	Percent
100%	2	5.6
75%	10	27.8
50%	21	58.3
Below 50%	3	8.3
Total	36	100.0



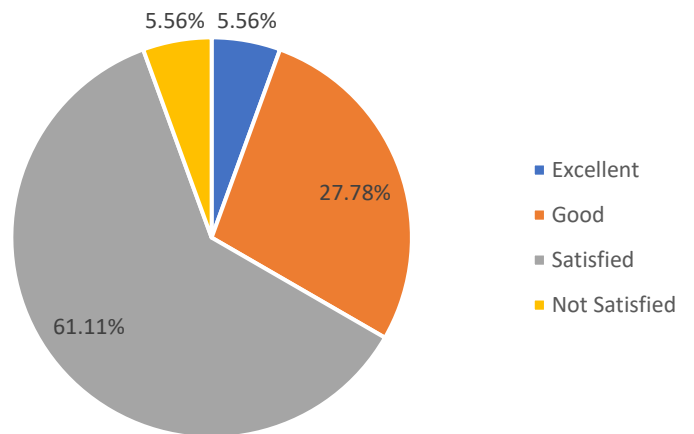
Q6 Rate the Curriculum – in terms of providing employability after completion of the program.

	Frequency	Percent
100%	1	2.8
75%	19	52.8
50%	15	41.7
Below 50%	1	2.8
Total	36	100.0



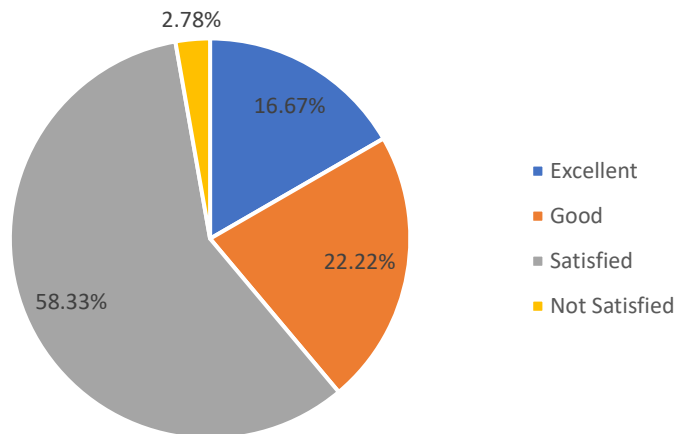
Q7 Rate the curriculum in improving your knowledge in the subject studied?

	Frequency	Percent
Excellent	2	5.6
Good	10	27.8
Satisfied	22	61.1
Not Satisfied	2	5.6
Total	36	100.0



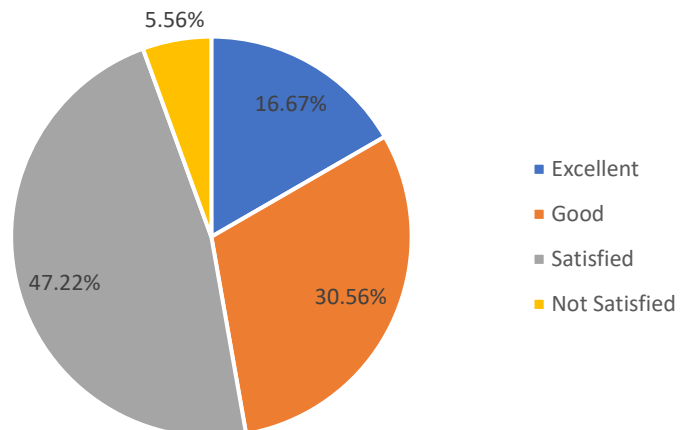
Q8 Rate the curriculum in terms of content evolving from basic level to Advanced Level in the ascending order of semesters.

	Frequency	Percent
Excellent	6	16.7
Good	8	22.2
Satisfied	21	58.3
Not Satisfied	1	2.8
Total	36	100.0



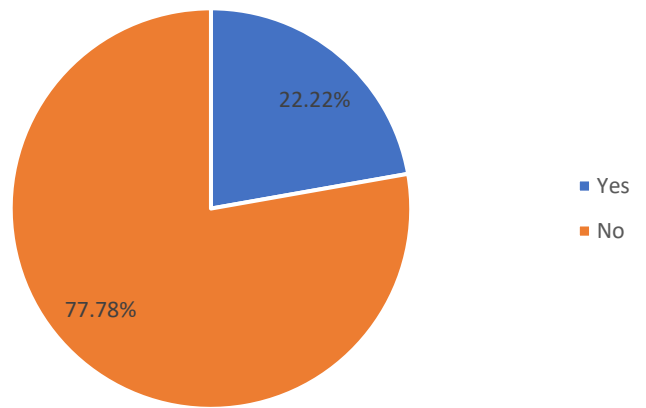
Q9 What is your over all opinion regarding the existing Curriculum?

	Frequency	Percent
Excellent	6	16.7
Good	11	30.6
Satisfied	17	47.2
Not Satisfied	2	5.6
Total	36	100.0



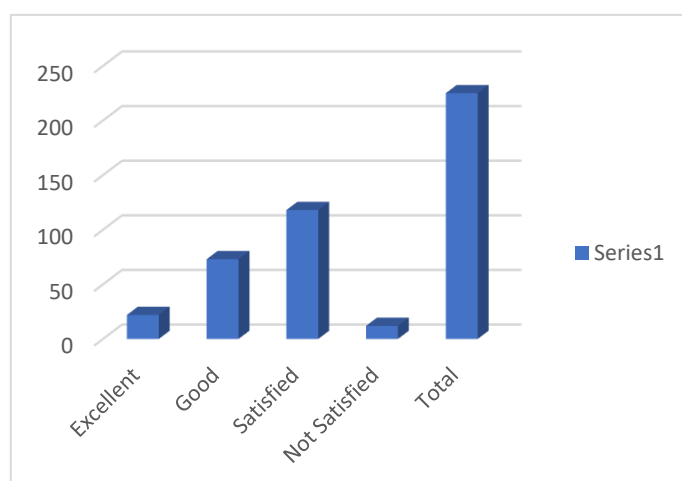
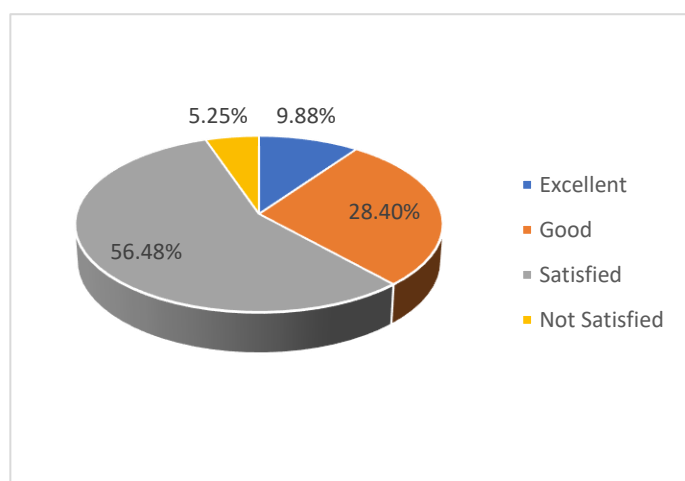
Q10 Do you think there is a need to modify your syllabus? (Yes/No) If yes, specify what portion needs to be modified with justification.

	Frequency	Percent
Yes	8	22.2
No	28	77.8
Total	36	100.0



Consolidated statement of analysis:

S. No	Question	No. of students opined				Total no. of Responses
		Excellent/ (100%)	Good/ (75%)	Satisfied/ (50%)	Not Satisfied/ (Below 50%)	
1.	Rate the syllabus of the courses that you have studied in relation to the competencies expected.	2	9	22	3	36
2.	Rate the relevance of the units in the syllabus of each course.	7	8	19	2	36
3.	Rate how the curriculum supports the required Practical skills in the Laboratory	2	8	25	1	36
4.	Rate your curriculum in terms of providing the basic knowledge required for further Education.	4	9	21	2	36
5.	How far your syllabus was useful to crack the CSIR/ UGC NET/APSET/GATE/..?	2	10	21	3	36
6.	Rate the Curriculum – in terms of providing employability after completion of the program.	1	19	15	1	36
7.	Rate the curriculum in improving your knowledge in the subject studied?	2	10	22	2	36
8.	Rate the curriculum in terms of content evolving from basic level to Advanced Level in the ascending order of semesters.	6	8	21	1	36
9.	What is your over all opinion regarding the existing Curriculum?	6	11	17	2	36
TOTAL		32	92	183	17	324
10.	Do you think there is a need to modify your syllabus? (Yes/No) If yes, specify what portion needs to be modified with justification.	YES: 8		NO: 28		36

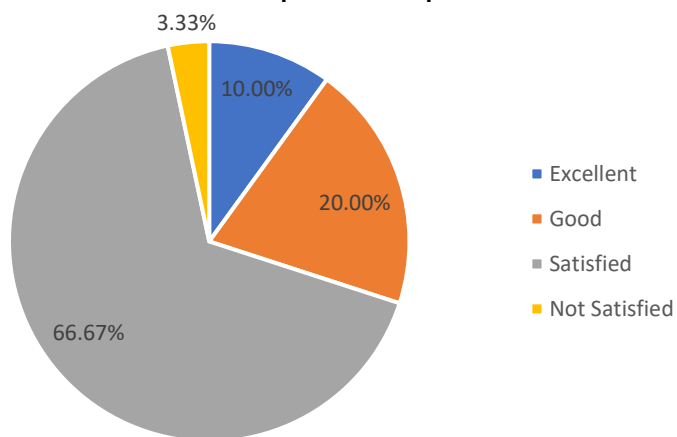


Program Name: Analytical Chemistry

For the academic year 2019-20 feedback was received from 30 numbers of students for the program Analytical Chemistry which are then analyzed and the analysis report is prepared and presented.

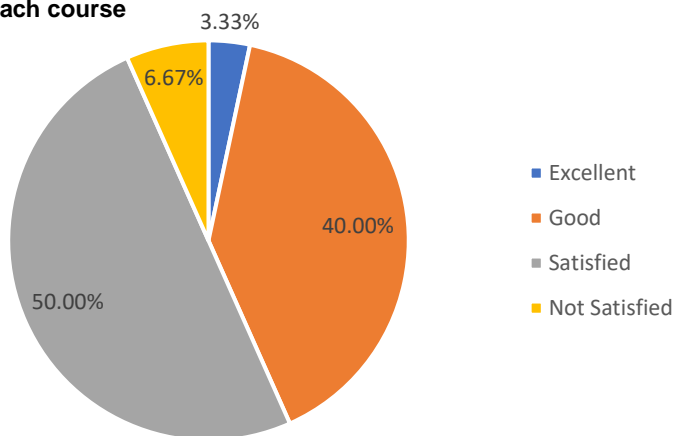
Q1 Rate the syllabus of the courses that you have studied in relation to the competencies expected.

	Frequency	Percent
Excellent	3	10.0
Good	6	20.0
Satisfied	20	66.7
Not Satisfied	1	3.3
Total	30	100.0



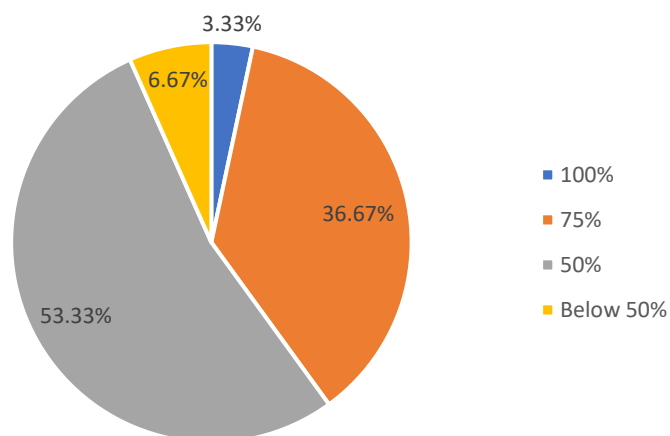
Q2 Rate the relevance of the units in the syllabus of each course

	Frequency	Percent
Excellent	1	3.3
Good	12	40.0
Satisfied	15	50.0
Not Satisfied	2	6.7
Total	30	100.0



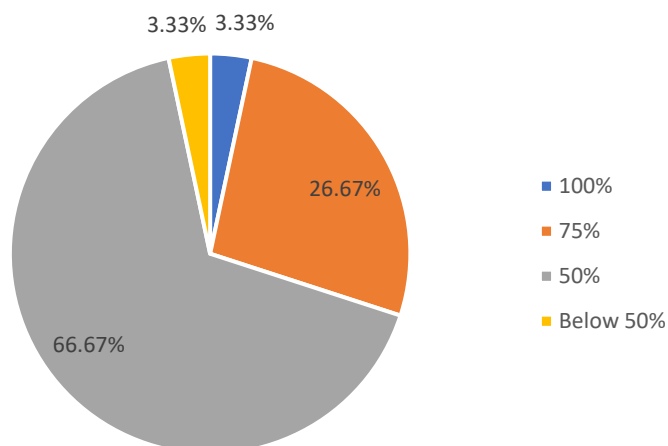
Q3 Rate how the curriculum supports the required Practical skills in the Laboratory

	Frequency	Percent
100%	1	3.3
75%	11	36.7
50%	16	53.3
Below 50%	2	6.7
Total	30	100.0



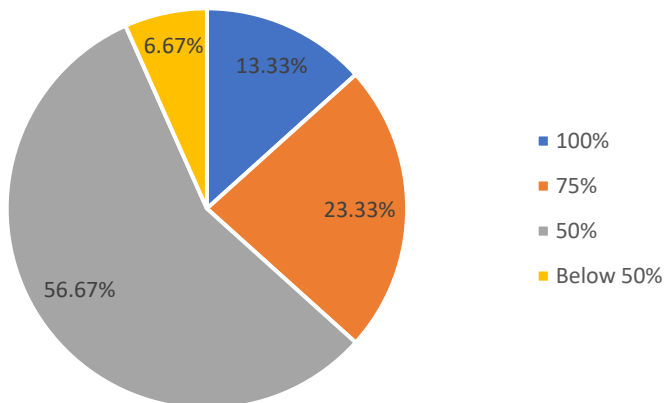
Q4 Rate your curriculum in terms of providing the basic knowledge required for further Education.

	Frequency	Percent
100%	1	3.3
75%	8	26.7
50%	20	66.7
Below 50%	1	3.3
Total	30	100.0



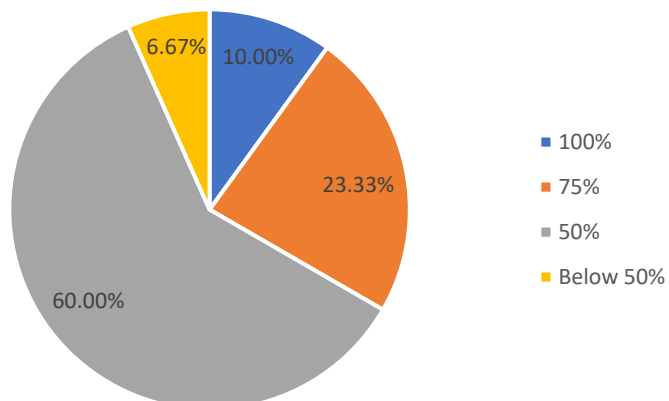
Q5 How far your syllabus was useful to crack the CSIR/ UGC NET/APSET/GATE/..?

	Frequency	Percent
100%	4	13.3
75%	7	23.3
50%	17	56.7
Below 50%	2	6.7
Total	30	100.0



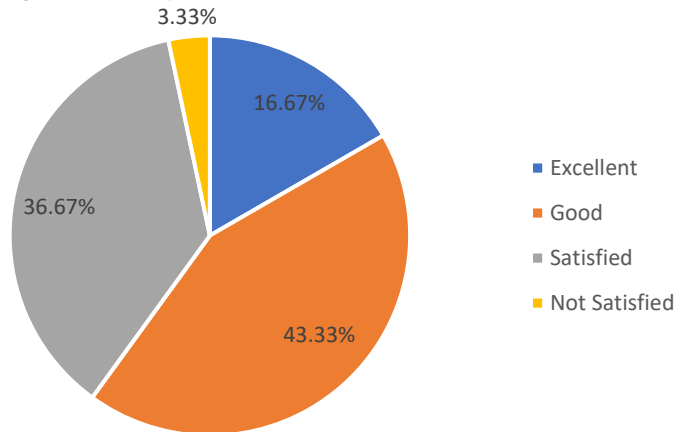
Q6 Rate the Curriculum – in terms of providing employability after completion of the program.

	Frequency	Percent
100%	3	10.0
75%	7	23.3
50%	18	60.0
Below 50%	2	6.7
Total	30	100.0



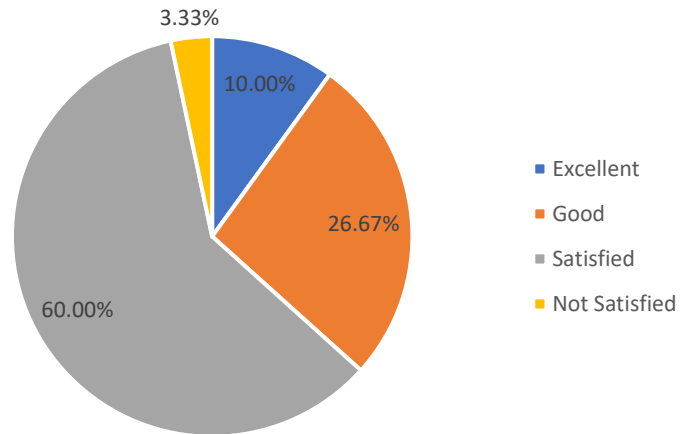
Q7 Rate the curriculum in improving your knowledge in the subject studied?

	Frequency	Percent
Excellent	5	16.7
Good	13	43.3
Satisfied	11	36.7
Not Satisfied	1	3.3
Total	30	100.0



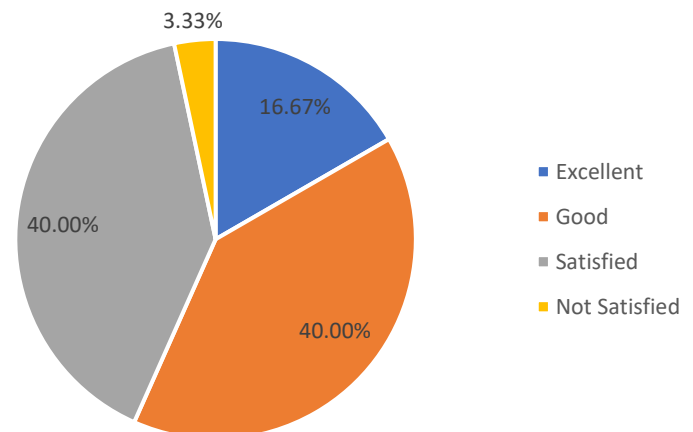
Q8 Rate the curriculum in terms of content evolving from basic level to Advanced Level in the ascending order of semesters.

	Frequency	Percent
Excellent	3	10.0
Good	8	26.7
Satisfied	18	60.0
Not Satisfied	1	3.3
Total	30	100.0



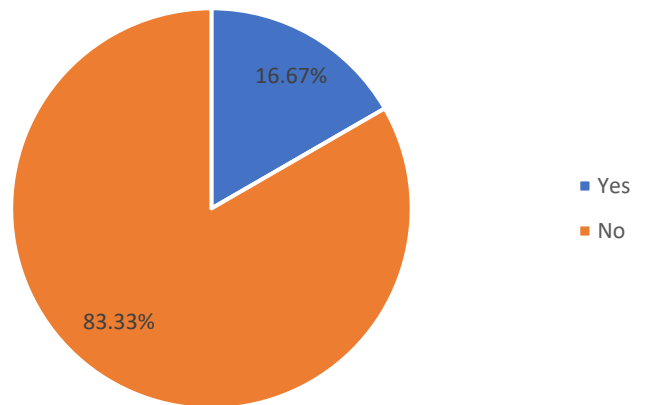
Q9 What is your over all opinion regarding the existing Curriculum?

	Frequency	Percent
Excellent	5	16.7
Good	12	40.0
Satisfied	12	40.0
Not Satisfied	1	3.3
Total	30	100.0



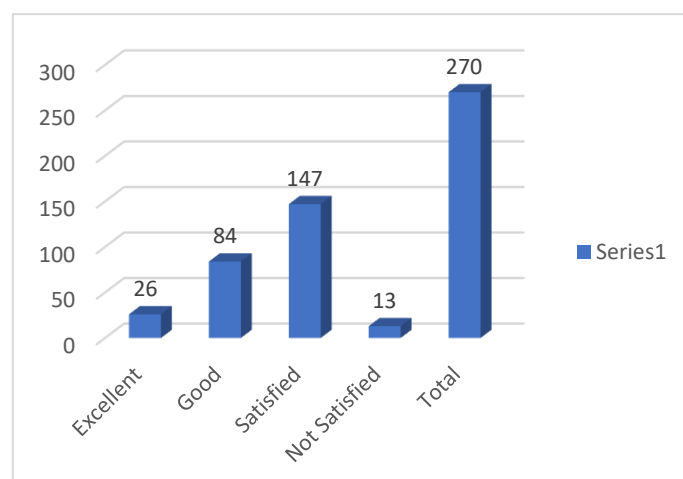
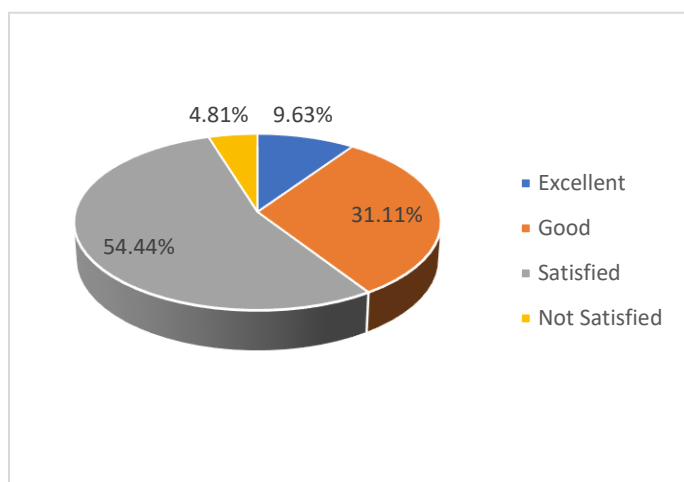
Q10 Do you think there is a need to modify your syllabus? (Yes/No) If yes, specify what portion needs to be modified with justification.

	Frequency	Percent
Yes	5	16.7
No	25	83.3
Total	30	100.0



Consolidated statement of analysis:

S. No	Question	No. of students opined				Total no. of Responses
		Excellent/ (100%)	Good/ (75%)	Satisfied/ (50%)	Not Satisfied/ (Below 50%)	
1.	Rate the syllabus of the courses that you have studied in relation to the competencies expected.	3	6	20	1	30
2.	Rate the relevance of the units in the syllabus of each course.	1	12	15	2	30
3.	Rate how the curriculum supports the required Practical skills in the Laboratory	1	11	16	2	30
4.	Rate your curriculum in terms of providing the basic knowledge required for further Education.	1	8	20	1	30
5.	How far your syllabus was useful to crack the CSIR/ UGC NET/APSET/GATE/..?	4	7	17	2	30
6.	Rate the Curriculum – in terms of providing employability after completion of the program.	3	7	18	2	30
7.	Rate the curriculum in improving your knowledge in the subject studied?	5	13	11	1	30
8.	Rate the curriculum in terms of content evolving from basic level to Advanced Level in the ascending order of semesters.	3	8	18	1	30
9.	What is your over all opinion regarding the existing Curriculum?	5	12	12	1	30
TOTAL		26	84	147	13	270
10.	Do you think there is a need to modify your syllabus? (Yes/No) If yes, specify what portion needs to be modified with justification.	YES: 5		NO: 25		30

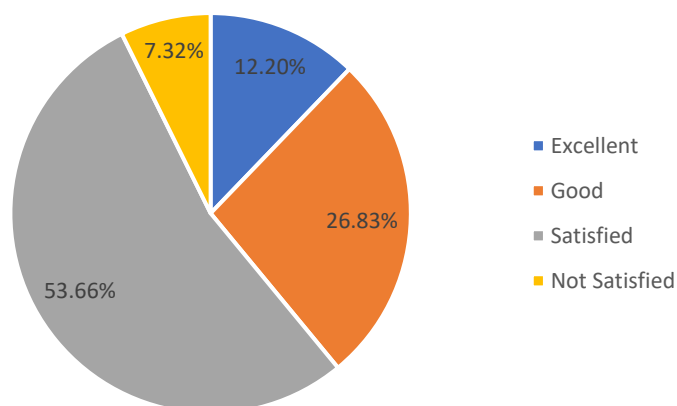


Program Name: Applied Mathematics

For the academic year 2019-20 feedback was received from 41 numbers of students for the program Applied Mathematics which are then analyzed and the analysis report is prepared and presented.

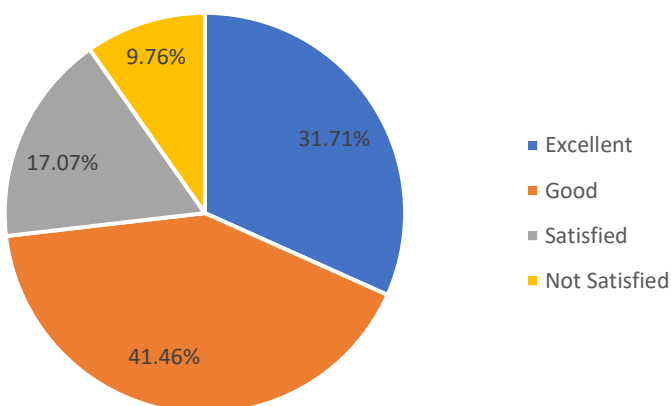
Q1 Rate the syllabus of the courses that you have studied in relation to the competencies expected.

	Frequency	Percent
Excellent	5	12.2
Good	11	26.8
Satisfied	22	53.7
Not Satisfied	3	7.3
Total	41	100.0



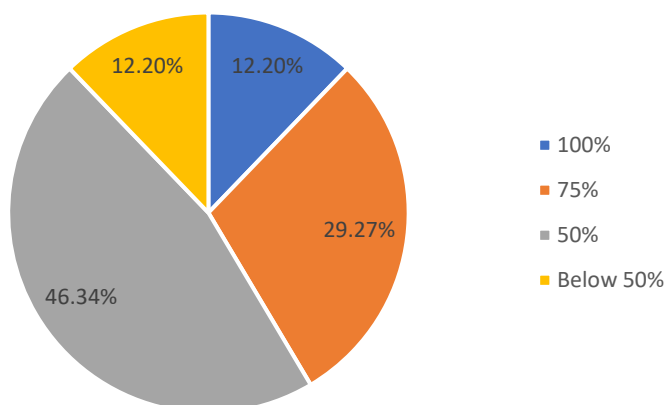
Q2 Rate the relevance of the units in the syllabus of each course

	Frequency	Percent
Excellent	13	31.7
Good	17	41.5
Satisfied	7	17.1
Not Satisfied	4	9.8
Total	41	100.0



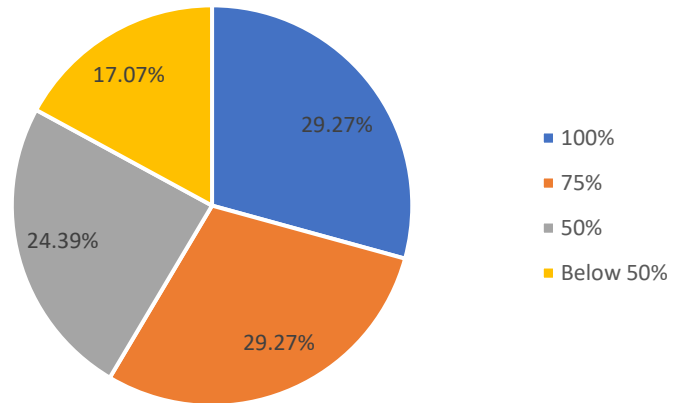
Q3 Rate how the curriculum supports the required Practical skills in the Laboratory

	Frequency	Percent
100%	5	12.2
75%	12	29.3
50%	19	46.3
Below 50%	5	12.2
Total	41	100.0



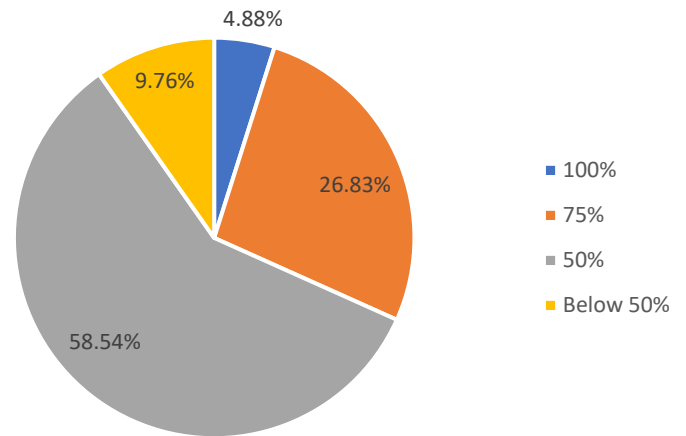
Q4 Rate your curriculum in terms of providing the basic knowledge required for further Education.

	Frequency	Percent
100%	12	29.3
75%	12	29.3
50%	10	24.4
Below 50%	7	17.1
Total	41	100.0



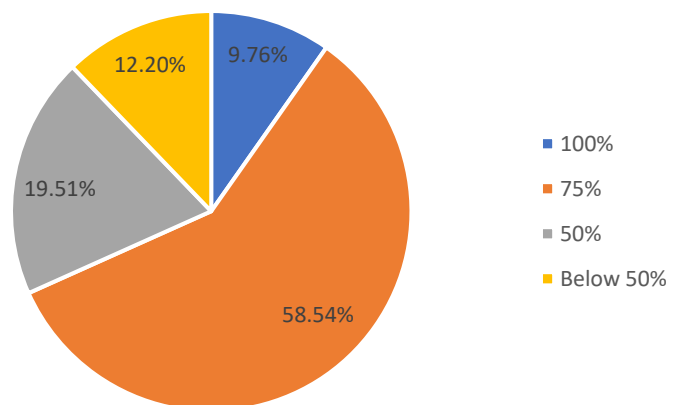
Q5 How far your syllabus was useful to crack the CSIR/ UGC NET/APSET/GATE/..?

	Frequency	Percent
100%	2	4.9
75%	11	26.8
50%	24	58.5
Below 50%	4	9.8
Total	41	100.0



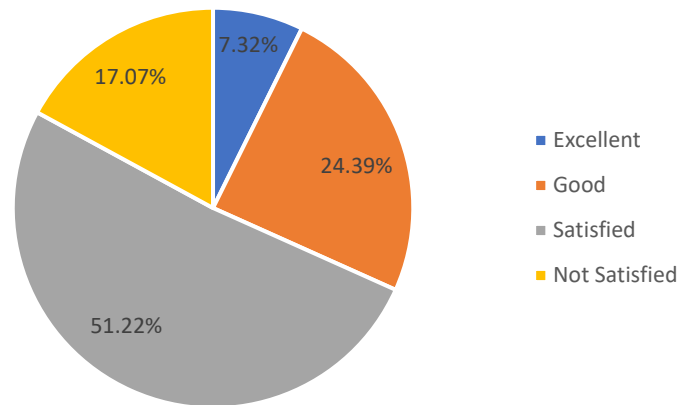
Q6 Rate the Curriculum – in terms of providing employability after completion of the program.

	Frequency	Percent
100%	4	9.8
75%	24	58.5
50%	8	19.5
Below 50%	5	12.2
Total	41	100.0



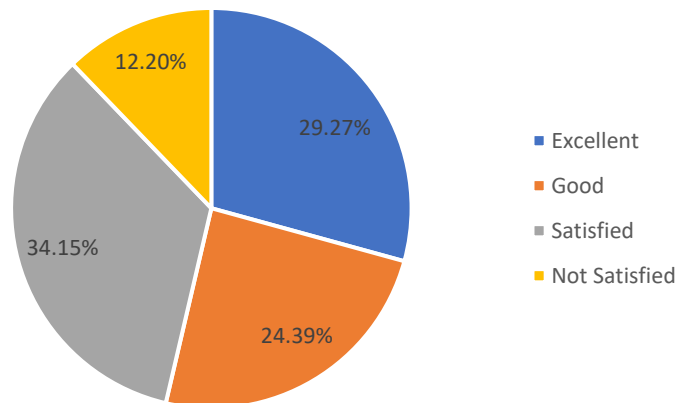
Q7 Rate the curriculum in improving your knowledge in the subject studied?

	Frequency	Percent
Excellent	3	7.3
Good	10	24.4
Satisfied	21	51.2
Not Satisfied	7	17.1
Total	41	100.0



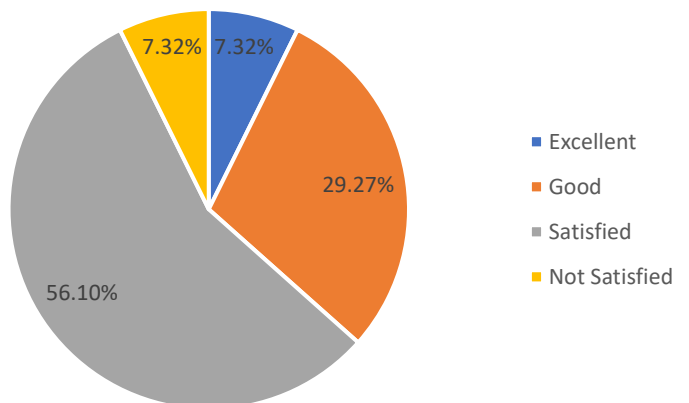
Q8 Rate the curriculum in terms of content evolving from basic level to Advanced Level in the ascending order of semesters.

	Frequency	Percent
Excellent	12	29.3
Good	10	24.4
Satisfied	14	34.1
Not Satisfied	5	12.2
Total	41	100.0



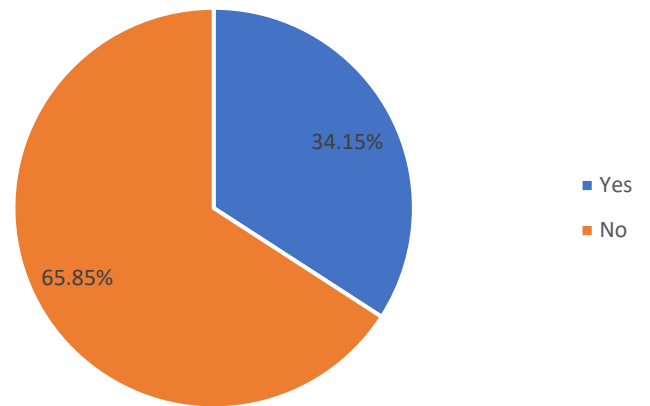
Q9 What is your over all opinion regarding the existing Curriculum?

	Frequency	Percent
Excellent	3	7.3
Good	12	29.3
Satisfied	23	56.1
Not Satisfied	3	7.3
Total	41	100.0



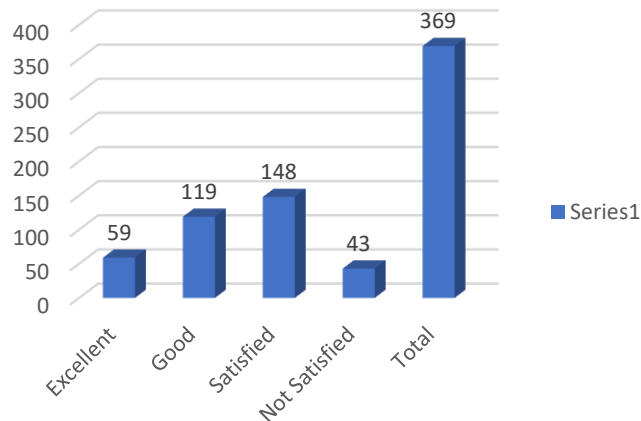
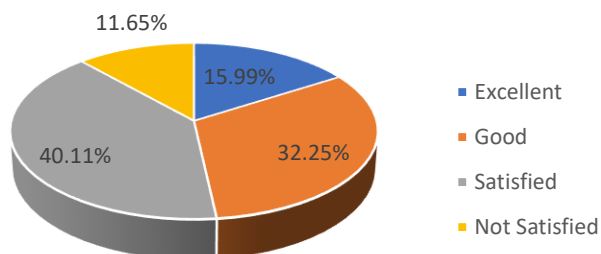
Q10 Do you think there is a need to modify your syllabus? (Yes/No) If yes, specify what portion needs to be modified with justification.

	Frequency	Percent
Yes	14	34.1
No	27	65.9
Total	41	100.0



Consolidated statement of analysis:

S. No	Question	No. of students opined				Total no. of Responses
		Excellent/ (100%)	Good/ (75%)	Satisfied/ (50%)	Not Satisfied/ (Below 50%)	
1.	Rate the syllabus of the courses that you have studied in relation to the competencies expected.	5	11	22	3	41
2.	Rate the relevance of the units in the syllabus of each course.	13	17	7	4	41
3.	Rate how the curriculum supports the required Practical skills in the Laboratory	5	12	19	5	41
4.	Rate your curriculum in terms of providing the basic knowledge required for further Education.	12	12	10	7	41
5.	How far your syllabus was useful to crack the CSIR/ UGC NET/APSET/GATE/..?	2	11	24	4	41
6.	Rate the Curriculum – in terms of providing employability after completion of the program.	4	24	8	5	41
7.	Rate the curriculum in improving your knowledge in the subject studied?	3	10	21	7	41
8.	Rate the curriculum in terms of content evolving from basic level to Advanced Level in the ascending order of semesters.	12	10	14	5	41
9.	What is your over all opinion regarding the existing Curriculum?	3	12	23	3	41
TOTAL		59	119	148	43	369
10.	Do you think there is a need to modify your syllabus? (Yes/No) If yes, specify what portion needs to be modified with justification.	YES: 14		NO: 27		41

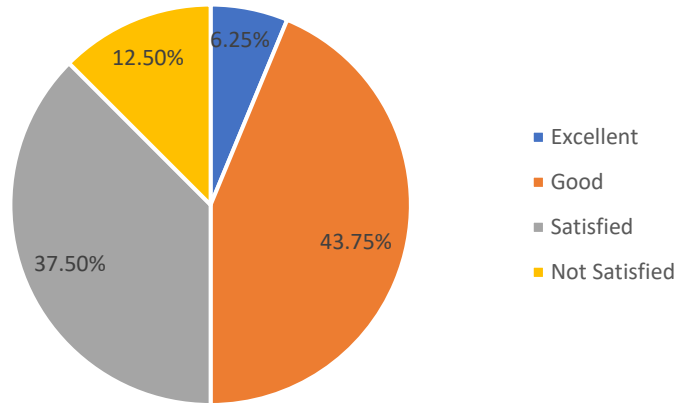


Program Name: Aquaculture

For the academic year 2019-20 feedback was received from 16 numbers of students for the program Aquaculture which are then analyzed and the analysis report is prepared and presented.

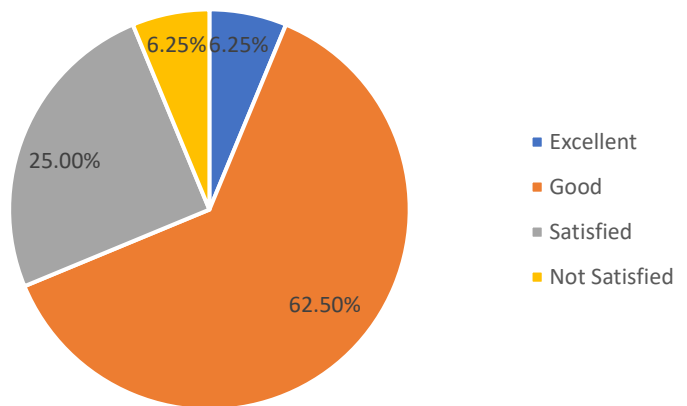
Q1 Rate the syllabus of the courses that you have studied in relation to the competencies expected.

	Frequency	Percent
Excellent	1	6.3
Good	7	43.8
Satisfied	6	37.5
Not Satisfied	2	12.5
Total	16	100.0



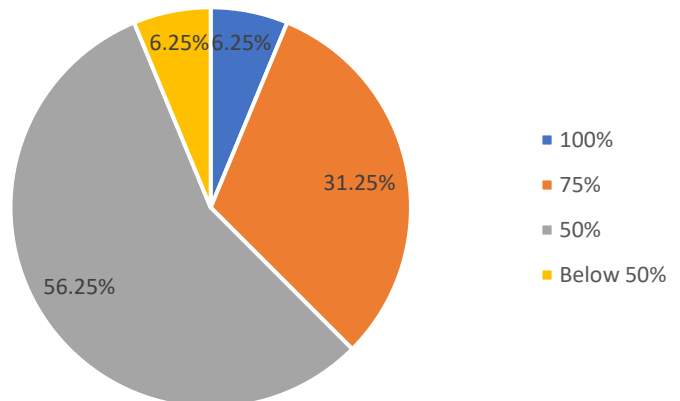
Q2 Rate the relevance of the units in the syllabus of each course

	Frequency	Percent
Excellent	1	6.3
Good	10	62.5
Satisfied	4	25.0
Not Satisfied	1	6.3
Total	16	100.0



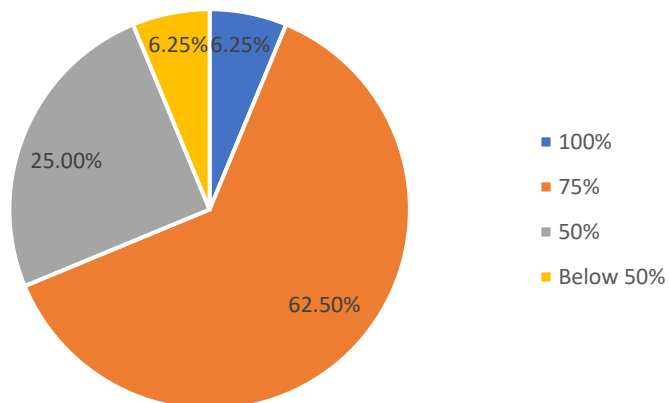
Q3 Rate how the curriculum supports the required Practical skills in the Laboratory

	Frequency	Percent
100%	1	6.3
75%	5	31.3
50%	9	56.3
Below 50%	1	6.3
Total	16	100.0



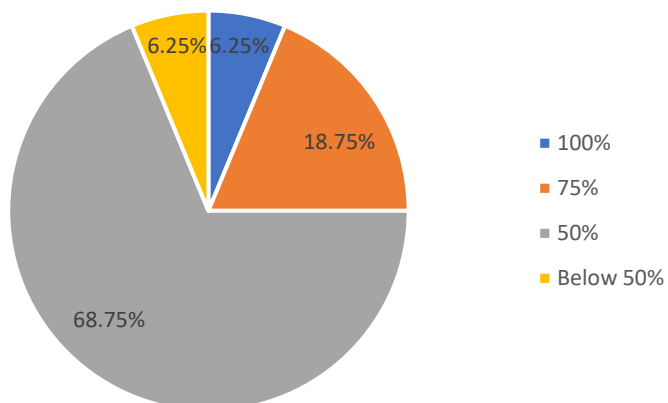
Q4 Rate your curriculum in terms of providing the basic knowledge required for further Education.

	Frequency	Percent
100%	1	6.3
75%	10	62.5
50%	4	25.0
Below 50%	1	6.3
Total	16	100.0



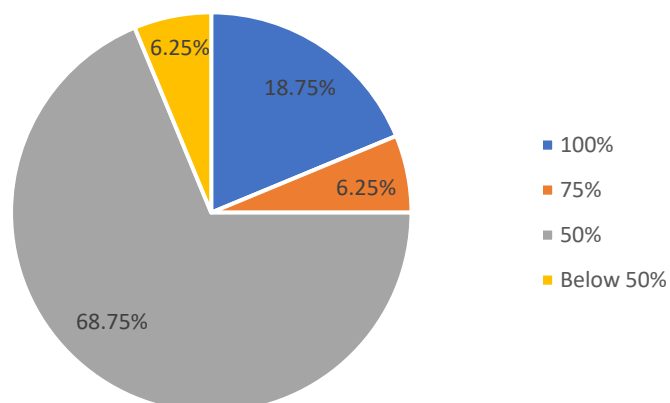
Q5 How far your syllabus was useful to crack the CSIR/ UGC NET/APSET/GATE/..?

	Frequency	Percent
100%	1	6.3
75%	3	18.8
50%	11	68.8
Below 50%	1	6.3
Total	16	100.0



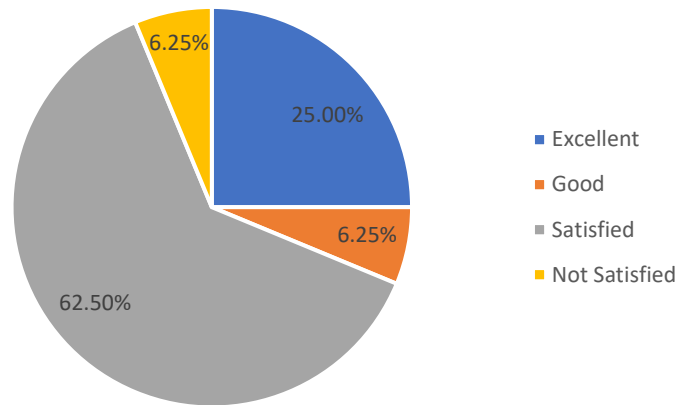
Q6 Rate the Curriculum – in terms of providing employability after completion of the program.

	Frequency	Percent
100%	3	18.8
75%	1	6.3
50%	11	68.8
Below 50%	1	6.3
Total	16	100.0



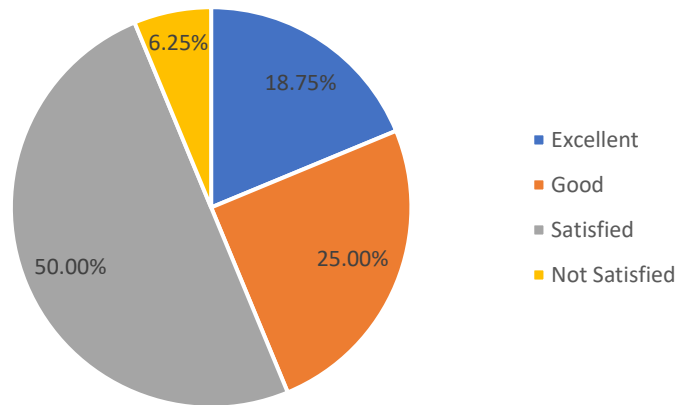
Q7 Rate the curriculum in improving your knowledge in the subject studied?

	Frequency	Percent
Excellent	4	25.0
Good	1	6.3
Satisfied	10	62.5
Not Satisfied	1	6.3
Total	16	100.0



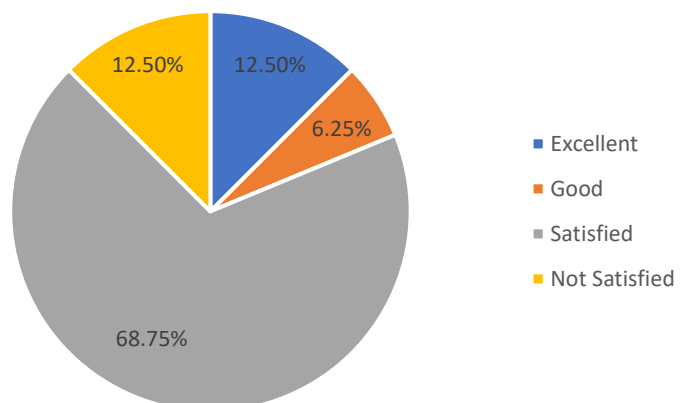
Q8 Rate the curriculum in terms of content evolving from basic level to Advanced Level in the ascending order of semesters.

	Frequency	Percent
Excellent	3	18.8
Good	4	25.0
Satisfied	8	50.0
Not Satisfied	1	6.3
Total	16	100.0



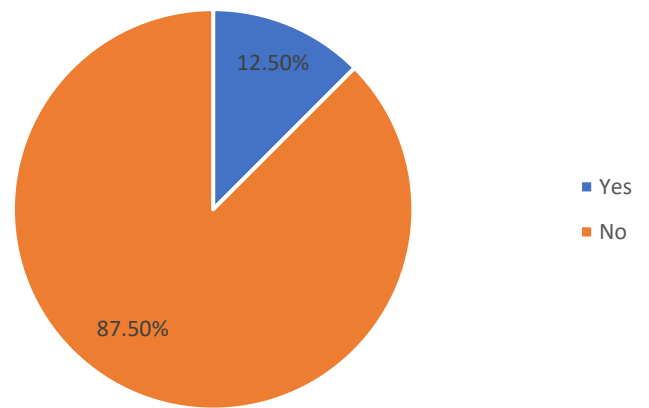
Q9 What is your over all opinion regarding the existing Curriculum?

	Frequency	Percent
Excellent	2	12.5
Good	1	6.3
Satisfied	11	68.8
Not Satisfied	2	12.5
Total	16	100.0



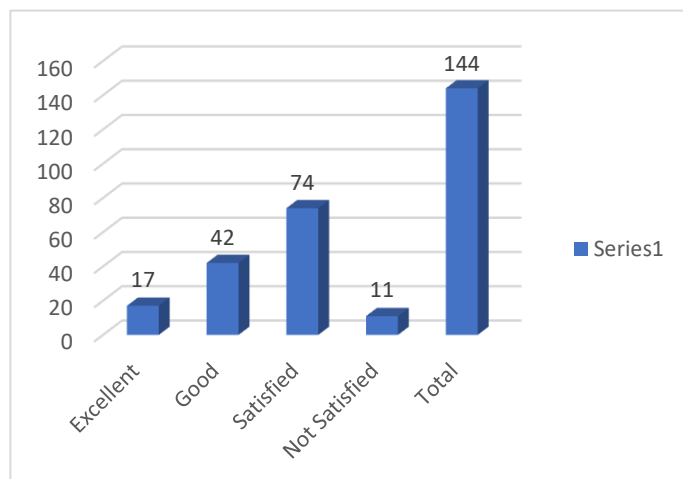
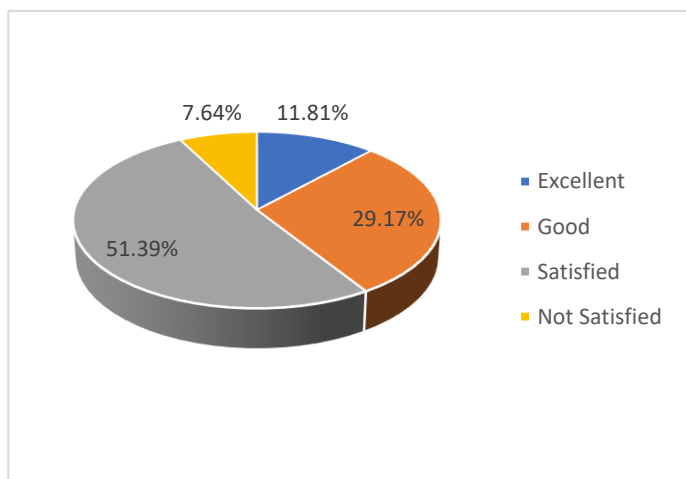
Q10 Do you think there is a need to modify your syllabus? (Yes/No) If yes, specify what portion needs to be modified with justification.

	Frequency	Percent
Yes	2	12.5
No	14	87.5
Total	16	100.0



Consolidated statement of analysis:

S. No	Question	No. of students opined				Total no. of Responses
		Excellent/ (100%)	Good/ (75%)	Satisfied/ (50%)	Not Satisfied/ (Below 50%)	
1.	Rate the syllabus of the courses that you have studied in relation to the competencies expected.	1	7	6	2	16
2.	Rate the relevance of the units in the syllabus of each course.	1	10	4	1	16
3.	Rate how the curriculum supports the required Practical skills in the Laboratory	1	5	9	1	16
4.	Rate your curriculum in terms of providing the basic knowledge required for further Education.	1	10	4	1	16
5.	How far your syllabus was useful to crack the CSIR/ UGC NET/APSET/GATE/..?	1	3	11	1	16
6.	Rate the Curriculum – in terms of providing employability after completion of the program.	3	1	11	1	16
7.	Rate the curriculum in improving your knowledge in the subject studied?	4	1	10	1	16
8.	Rate the curriculum in terms of content evolving from basic level to Advanced Level in the ascending order of semesters.	3	4	8	1	16
9.	What is your over all opinion regarding the existing Curriculum?	2	1	11	2	16
TOTAL		17	42	74	11	144
10.	Do you think there is a need to modify your syllabus? (Yes/No) If yes, specify what portion needs to be modified with justification.	YES: 2		NO: 14		16

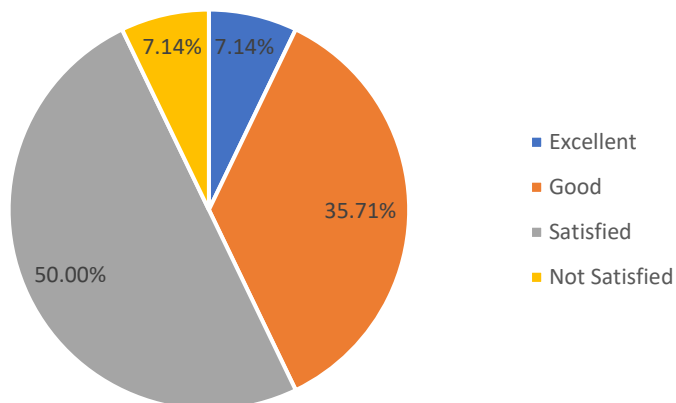


Program Name: Bio-Chemistry

For the academic year 2019-20 feedback was received from 14 numbers of students for the program Bio-Chemistry which are then analyzed and the analysis report is prepared and presented.

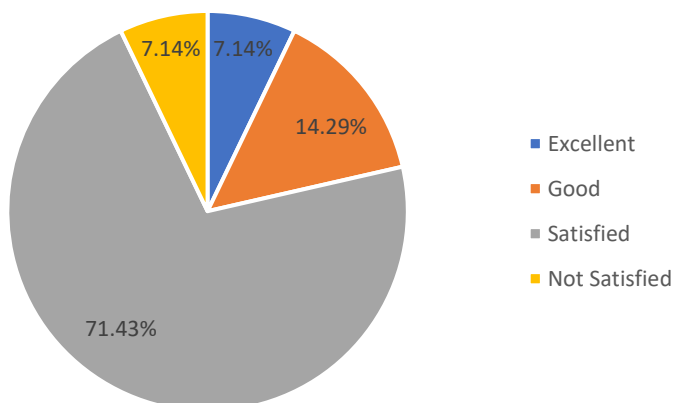
Q1 Rate the syllabus of the courses that you have studied in relation to the competencies expected.

	Frequency	Percent
Excellent	1	7.1
Good	5	35.7
Satisfied	7	50.0
Not Satisfied	1	7.1
Total	14	100.0



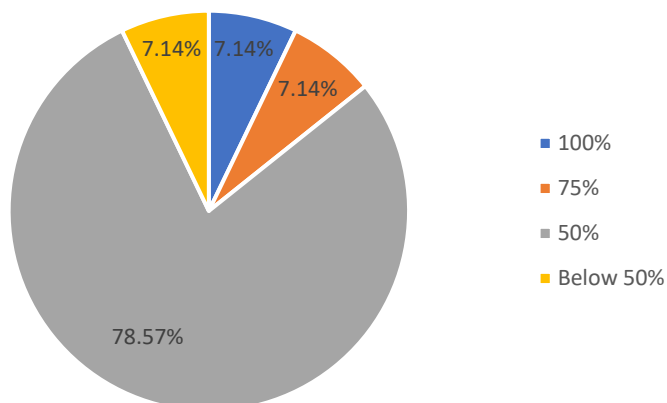
Q2 Rate the relevance of the units in the syllabus of each course

	Frequency	Percent
Excellent	1	7.1
Good	2	14.3
Satisfied	10	71.4
Not Satisfied	1	7.1
Total	14	100.0



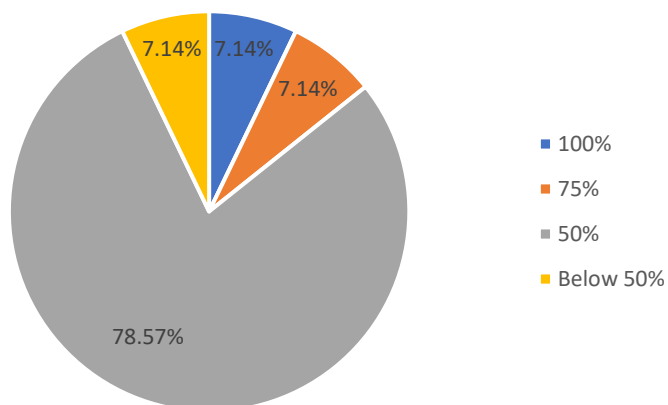
Q3 Rate how the curriculum supports the required Practical skills in the Laboratory

	Frequency	Percent
100%	1	7.1
75%	1	7.1
50%	11	78.6
Below 50%	1	7.1
Total	14	100.0



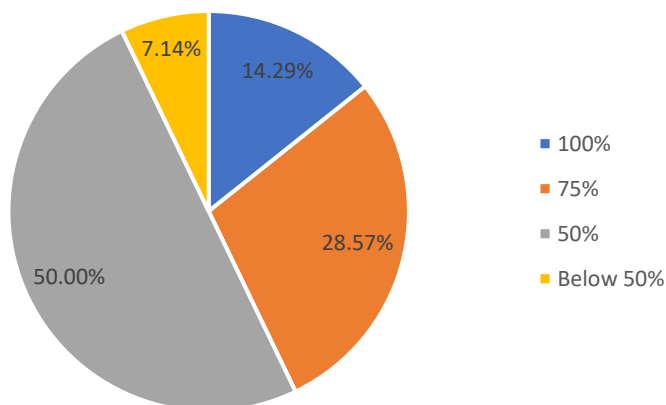
Q4 Rate your curriculum in terms of providing the basic knowledge required for further Education.

	Frequency	Percent
100%	1	7.1
75%	1	7.1
50%	11	78.6
Below 50%	1	7.1
Total	14	100.0



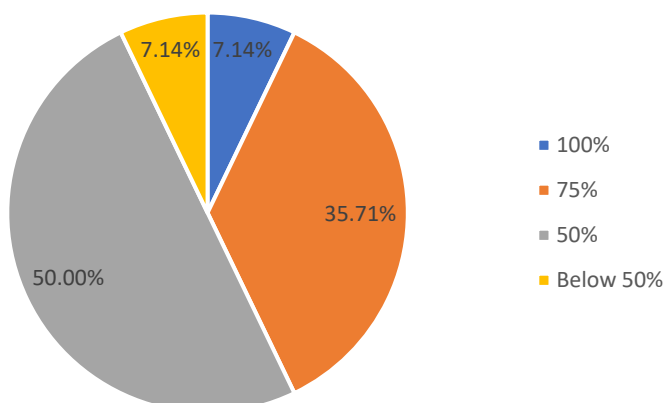
Q5 How far your syllabus was useful to crack the CSIR/ UGC NET/APSET/GATE/..?

	Frequency	Percent
100%	2	14.3
75%	4	28.6
50%	7	50.0
Below 50%	1	7.1
Total	14	100.0



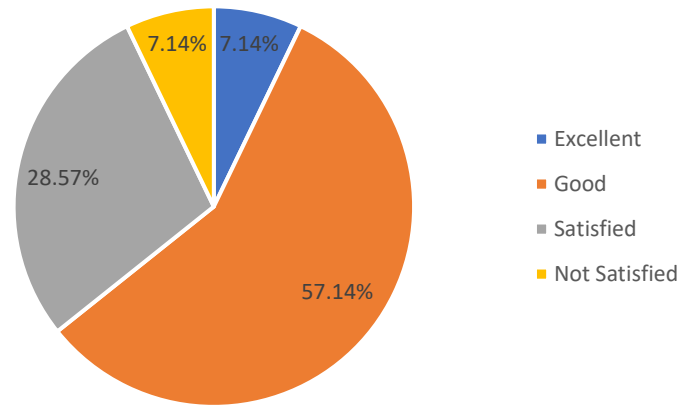
Q6 Rate the Curriculum – in terms of providing employability after completion of the program.

	Frequency	Percent
100%	1	7.1
75%	5	35.7
50%	7	50.0
Below 50%	1	7.1
Total	14	100.0



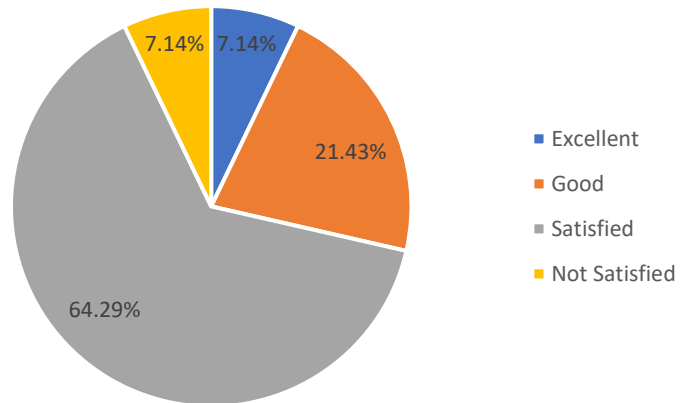
Q7 Rate the curriculum in improving your knowledge in the subject studied?

	Frequency	Percent
Excellent	1	7.1
Good	8	57.1
Satisfied	4	28.6
Not Satisfied	1	7.1
Total	14	100.0



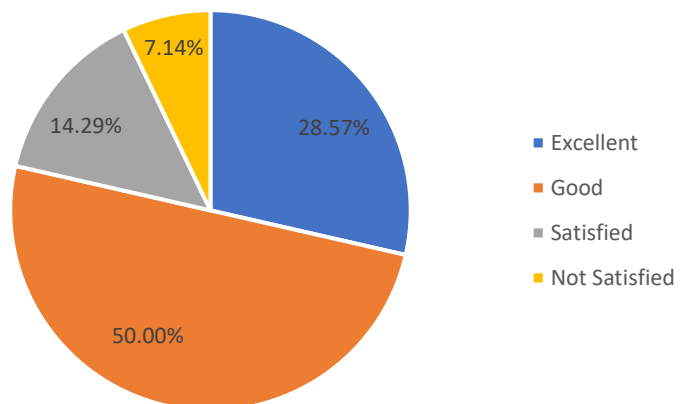
Q8 Rate the curriculum in terms of content evolving from basic level to Advanced Level in the ascending order of semesters.

	Frequency	Percent
Excellent	1	7.1
Good	3	21.4
Satisfied	9	64.3
Not Satisfied	1	7.1
Total	14	100.0



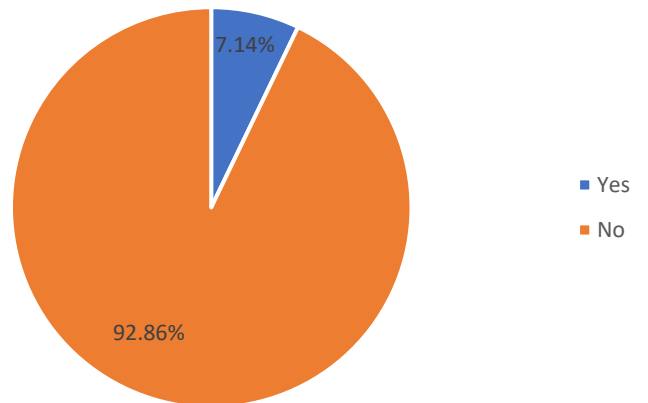
Q9 What is your over all opinion regarding the existing Curriculum?

	Frequency	Percent
Excellent	4	28.6
Good	7	50.0
Satisfied	2	14.3
Not Satisfied	1	7.1
Total	14	100.0



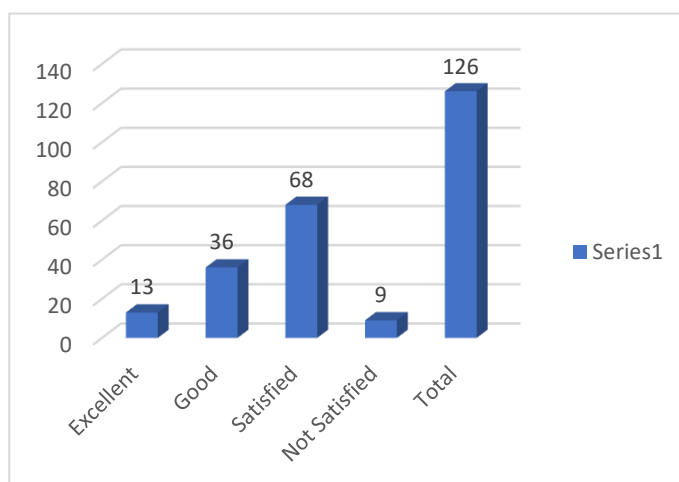
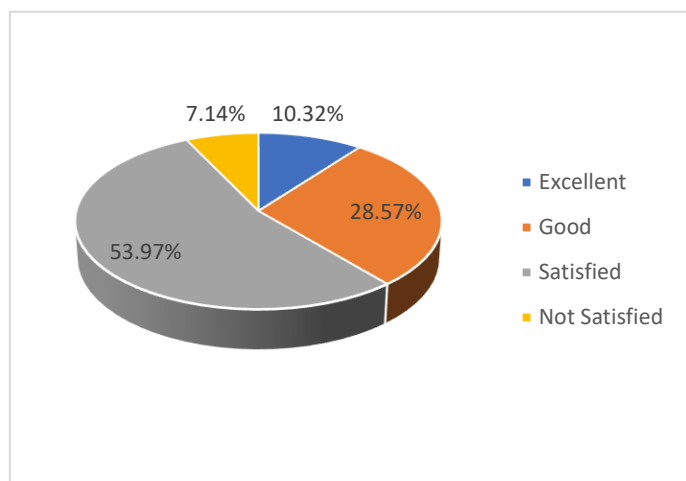
Q10 Do you think there is a need to modify your syllabus? (Yes/No) If yes, specify what portion needs to be modified with justification.

	Frequency	Percent
Yes	1	7.1
No	13	92.9
Total	14	100.0



Consolidated statement of analysis:

S. No	Question	No. of students opined				Total no. of Responses
		Excellent/ (100%)	Good/ (75%)	Satisfied/ (50%)	Not Satisfied/ (Below 50%)	
1.	Rate the syllabus of the courses that you have studied in relation to the competencies expected.	1	5	7	1	14
2.	Rate the relevance of the units in the syllabus of each course.	1	2	10	1	14
3.	Rate how the curriculum supports the required Practical skills in the Laboratory	1	1	11	1	14
4.	Rate your curriculum in terms of providing the basic knowledge required for further Education.	1	1	11	1	14
5.	How far your syllabus was useful to crack the CSIR/ UGC NET/APSET/GATE/..?	2	4	7	1	14
6.	Rate the Curriculum – in terms of providing employability after completion of the program.	1	5	7	1	14
7.	Rate the curriculum in improving your knowledge in the subject studied?	1	8	4	1	14
8.	Rate the curriculum in terms of content evolving from basic level to Advanced Level in the ascending order of semesters.	1	3	9	1	14
9.	What is your over all opinion regarding the existing Curriculum?	4	7	2	1	14
TOTAL		13	36	68	9	126
10.	Do you think there is a need to modify your syllabus? (Yes/No) If yes, specify what portion needs to be modified with justification.	YES: 1		NO: 13		14

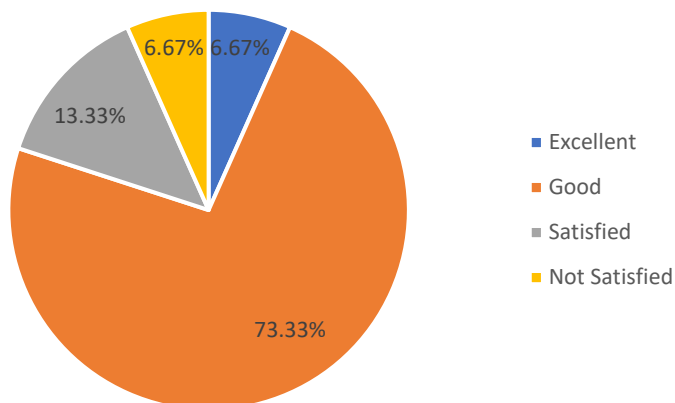


Program Name: Bio-Technology

For the academic year 2019-20 feedback was received from 15 numbers of students for the program Bio-Technology which are then analyzed and the analysis report is prepared and presented.

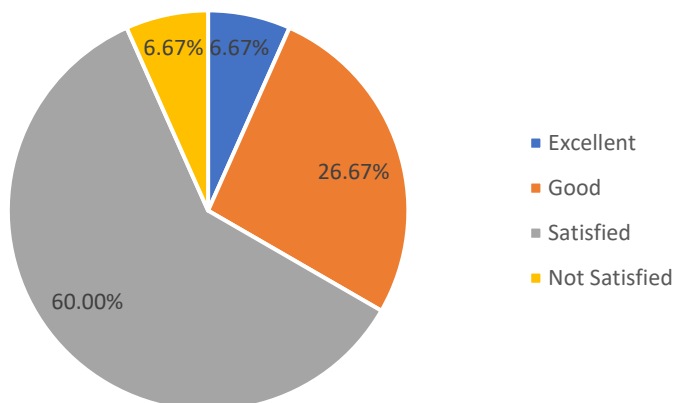
Q1 Rate the syllabus of the courses that you have studied in relation to the competencies expected.

	Frequency	Percent
Excellent	1	6.7
Good	11	73.3
Satisfied	2	13.3
Not Satisfied	1	6.7
Total	15	100.0



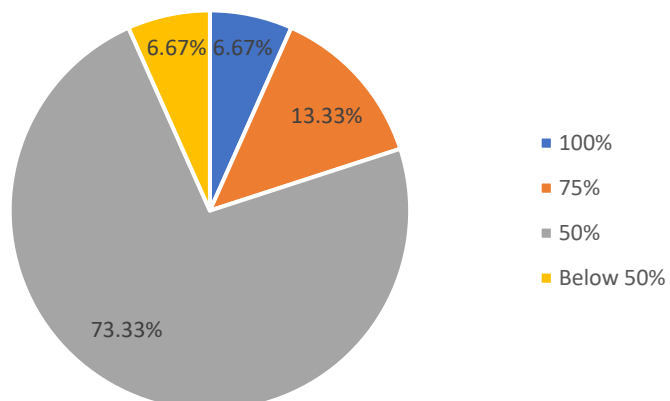
Q2 Rate the relevance of the units in the syllabus of each course

	Frequency	Percent
Excellent	1	6.7
Good	4	26.7
Satisfied	9	60.0
Not Satisfied	1	6.7
Total	15	100.0



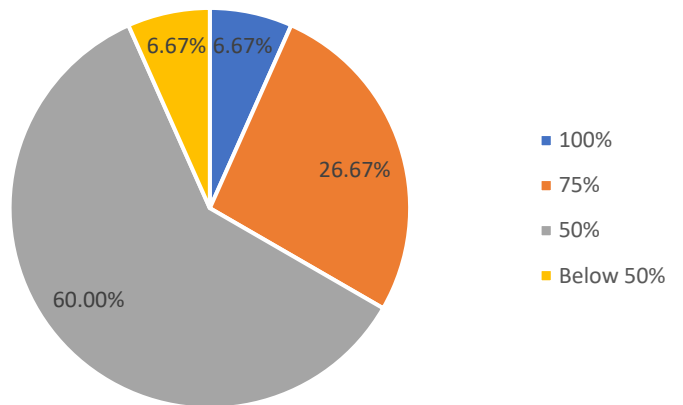
Q3 Rate how the curriculum supports the required Practical skills in the Laboratory

	Frequency	Percent
100%	1	6.7
75%	2	13.3
50%	11	73.3
Below 50%	1	6.7
Total	15	100.0



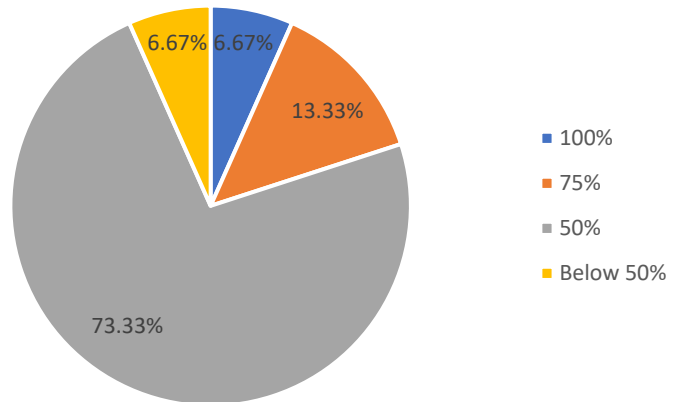
Q4 Rate your curriculum in terms of providing the basic knowledge required for further Education.

	Frequency	Percent
100%	1	6.7
75%	4	26.7
50%	9	60.0
Below 50%	1	6.7
Total	15	100.0



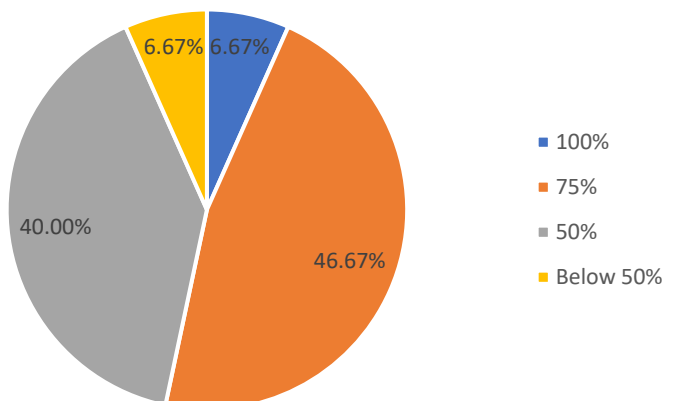
Q5 How far your syllabus was useful to crack the CSIR/ UGC NET/APSET/GATE/..?

	Frequency	Percent
100%	1	6.7
75%	2	13.3
50%	11	73.3
Below 50%	1	6.7
Total	15	100.0



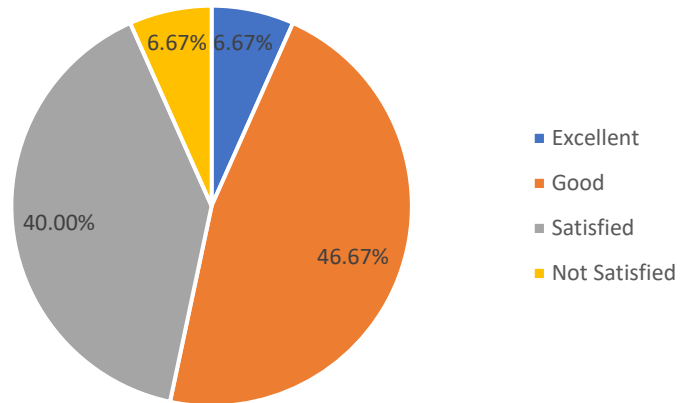
Q6 Rate the Curriculum – in terms of providing employability after completion of the program.

	Frequency	Percent
100%	1	6.7
75%	7	46.7
50%	6	40.0
Below 50%	1	6.7
Total	15	100.0



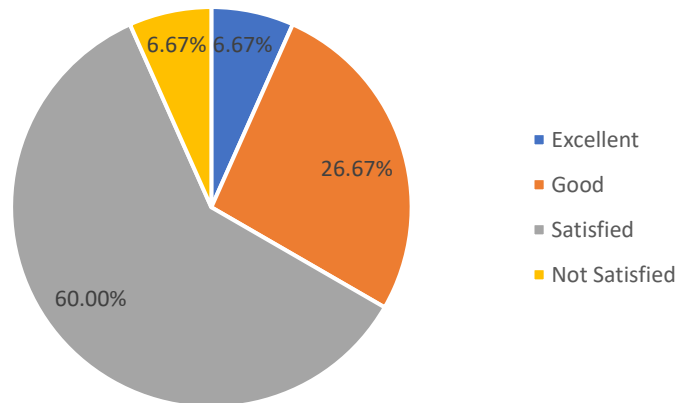
Q7 Rate the curriculum in improving your knowledge in the subject studied?

	Frequency	Percent
Excellent	1	6.7
Good	7	46.7
Satisfied	6	40.0
Not Satisfied	1	6.7
Total	15	100.0



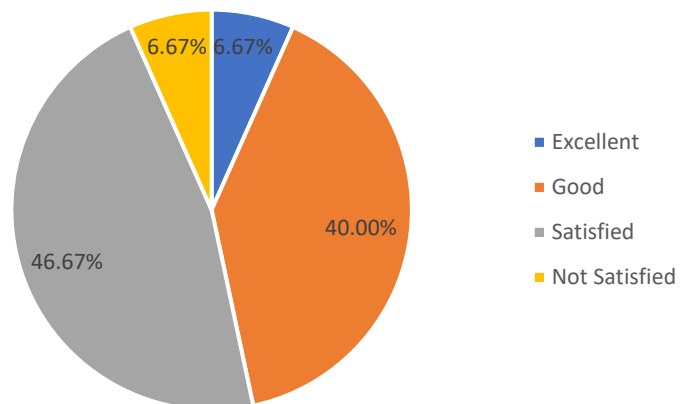
Q8 Rate the curriculum in terms of content evolving from basic level to Advanced Level in the ascending order of semesters.

	Frequency	Percent
Excellent	1	6.7
Good	4	26.7
Satisfied	9	60.0
Not Satisfied	1	6.7
Total	15	100.0



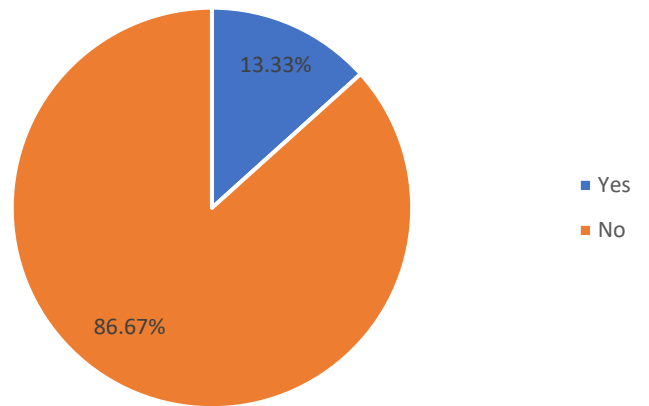
Q9 What is your over all opinion regarding the existing Curriculum?

	Frequency	Percent
Excellent	1	6.7
Good	6	40.0
Satisfied	7	46.7
Not Satisfied	1	6.7
Total	15	100.0



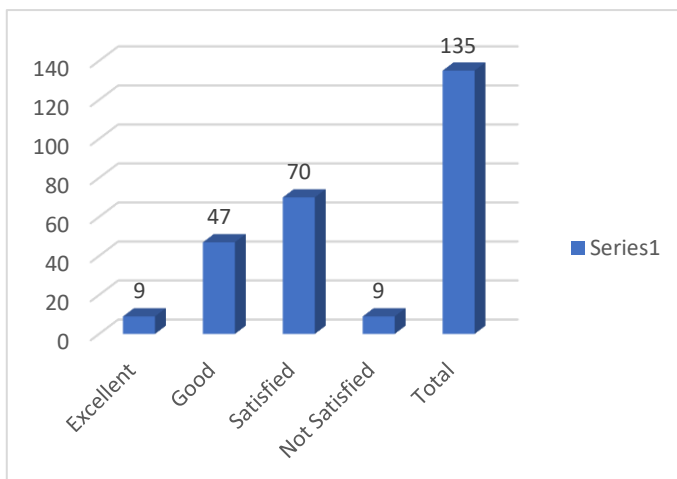
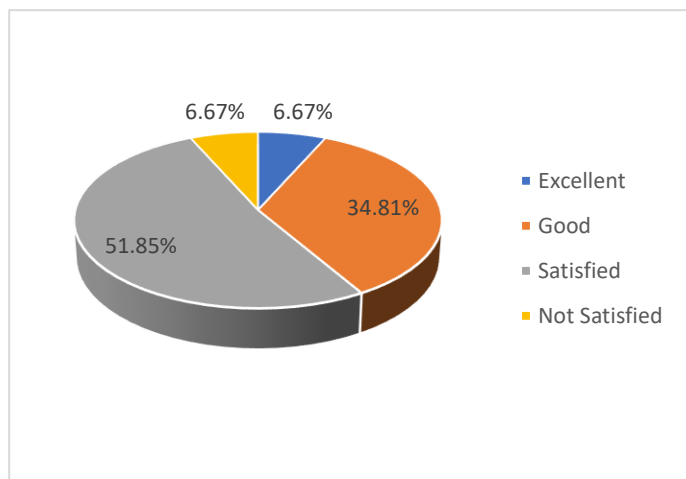
Q10 Do you think there is a need to modify your syllabus? (Yes/No) If yes, specify what portion needs to be modified with justification.

	Frequency	Percent
Yes	2	13.3
No	13	86.7
Total	15	100.0



Consolidated statement of analysis:

S. No	Question	No. of students opined				Total no. of Responses
		Excellent/ (100%)	Good/ (75%)	Satisfied/ (50%)	Not Satisfied/ (Below 50%)	
1.	Rate the syllabus of the courses that you have studied in relation to the competencies expected.	1	11	2	1	15
2.	Rate the relevance of the units in the syllabus of each course.	1	4	9	1	15
3.	Rate how the curriculum supports the required Practical skills in the Laboratory	1	2	11	1	15
4.	Rate your curriculum in terms of providing the basic knowledge required for further Education.	1	4	9	1	15
5.	How far your syllabus was useful to crack the CSIR/ UGC NET/APSET/GATE/..?	1	2	11	1	15
6.	Rate the Curriculum – in terms of providing employability after completion of the program.	1	7	6	1	15
7.	Rate the curriculum in improving your knowledge in the subject studied?	1	7	6	1	15
8.	Rate the curriculum in terms of content evolving from basic level to Advanced Level in the ascending order of semesters.	1	4	9	1	15
9.	What is your over all opinion regarding the existing Curriculum?	1	6	7	1	15
TOTAL		9	47	70	9	135
10.	Do you think there is a need to modify your syllabus? (Yes/No) If yes, specify what portion needs to be modified with justification.	YES: 2		NO: 13		15

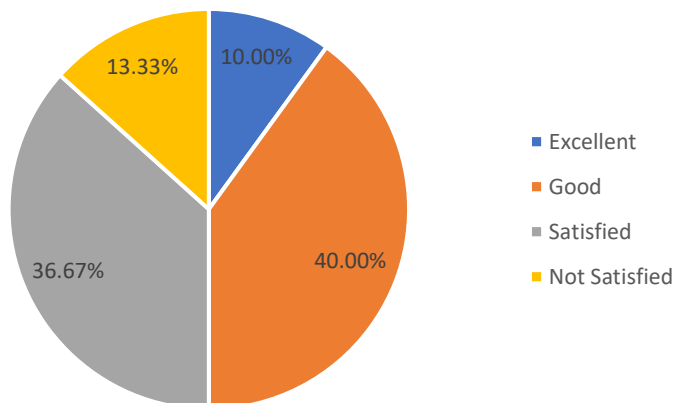


Program Name: Botany

For the academic year 2019-20 feedback was received from 30 numbers of students for the program Botany which are then analyzed and the analysis report is prepared and presented.

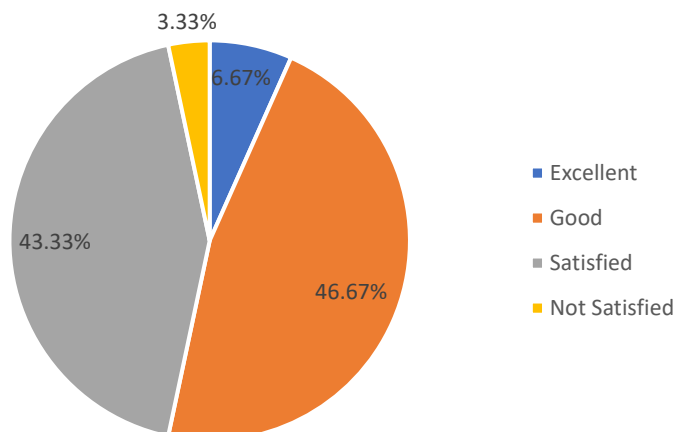
Q1 Rate the syllabus of the courses that you have studied in relation to the competencies expected.

	Frequency	Percent
Excellent	3	10.0
Good	12	40.0
Satisfied	11	36.7
Not Satisfied	4	13.3
Total	30	100.0



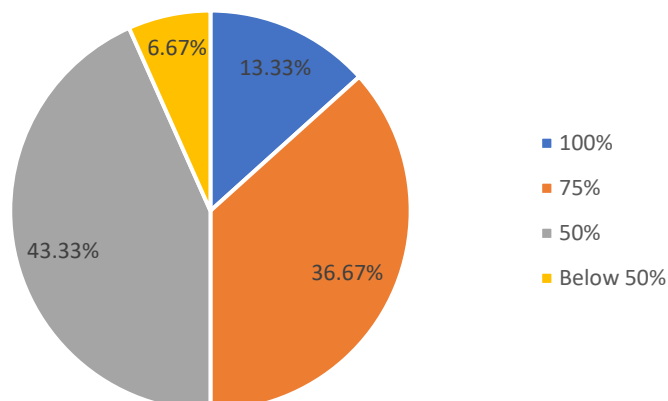
Q2 Rate the relevance of the units in the syllabus of each course

	Frequency	Percent
Excellent	2	6.7
Good	14	46.7
Satisfied	13	43.3
Not Satisfied	1	3.3
Total	30	100.0



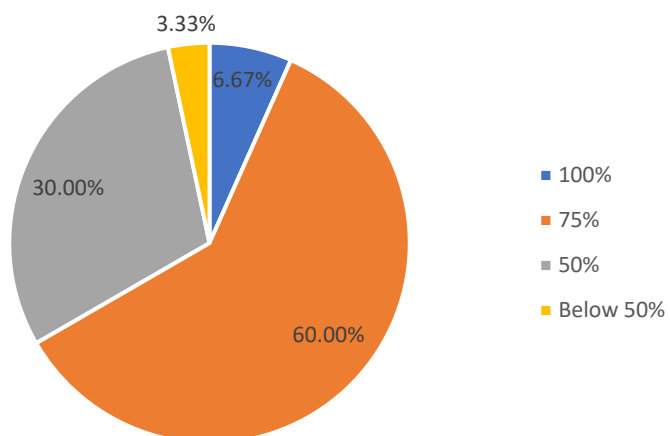
Q3 Rate how the curriculum supports the required Practical skills in the Laboratory

	Frequency	Percent
100%	4	13.3
75%	11	36.7
50%	13	43.3
Below 50%	2	6.7
Total	30	100.0



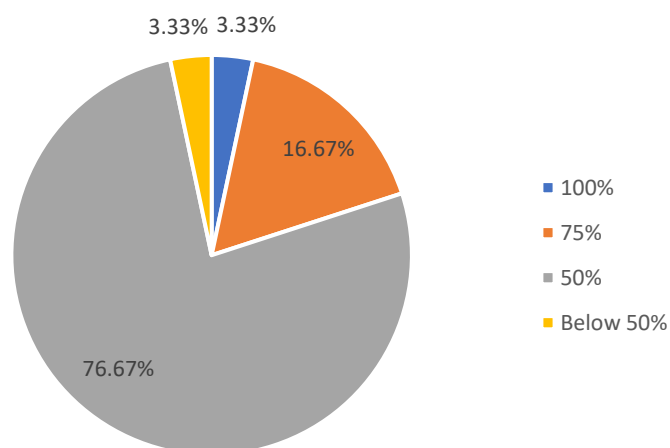
Q4 Rate your curriculum in terms of providing the basic knowledge required for further Education.

	Frequency	Percent
100%	2	6.7
75%	18	60.0
50%	9	30.0
Below 50%	1	3.3
Total	30	100.0



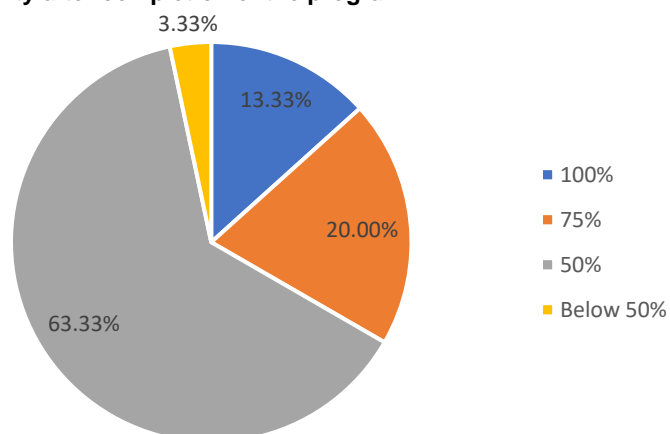
Q5 How far your syllabus was useful to crack the CSIR/ UGC NET/APSET/GATE/..?

	Frequency	Percent
100%	1	3.3
75%	5	16.7
50%	23	76.7
Below 50%	1	3.3
Total	30	100.0



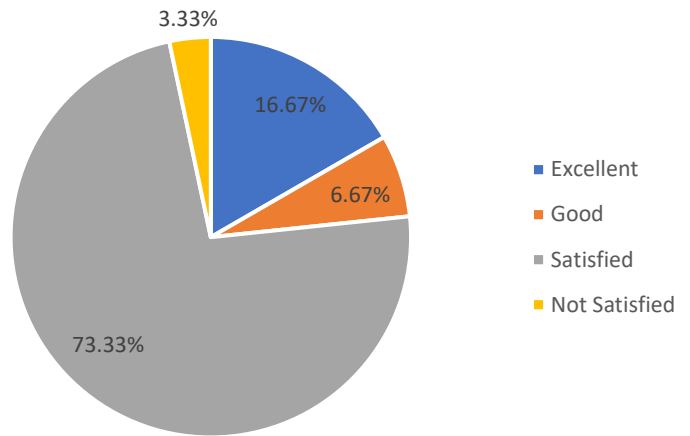
Q6 Rate the Curriculum – in terms of providing employability after completion of the program.

	Frequency	Percent
100%	4	13.3
75%	6	20.0
50%	19	63.3
Below 50%	1	3.3
Total	30	100.0



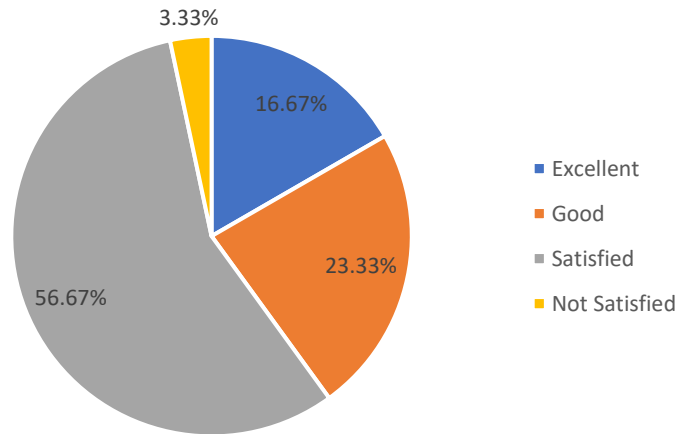
Q7 Rate the curriculum in improving your knowledge in the subject studied?

	Frequency	Percent
Excellent	5	16.7
Good	2	6.7
Satisfied	22	73.3
Not Satisfied	1	3.3
Total	30	100.0



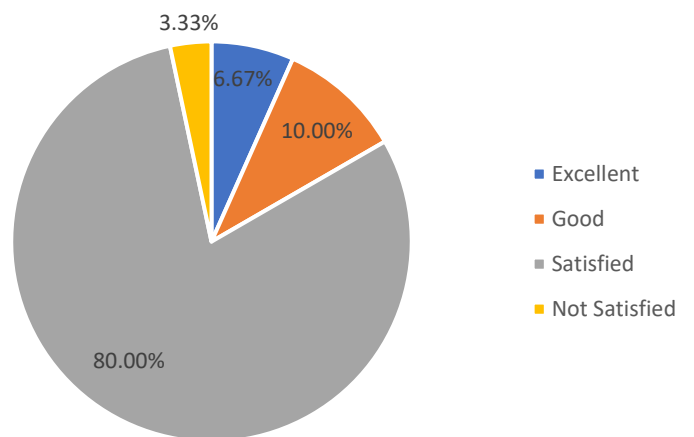
Q8 Rate the curriculum in terms of content evolving from basic level to Advanced Level in the ascending order of semesters.

	Frequency	Percent
Excellent	5	16.7
Good	7	23.3
Satisfied	17	56.7
Not Satisfied	1	3.3
Total	30	100.0



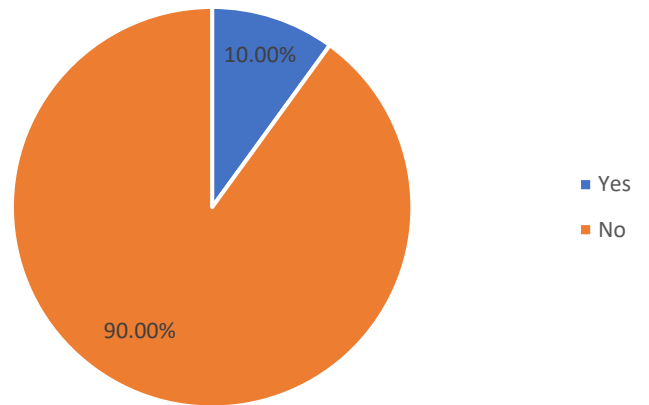
Q9 What is your over all opinion regarding the existing Curriculum?

	Frequency	Percent
Excellent	2	6.7
Good	3	10.0
Satisfied	24	80.0
Not Satisfied	1	3.3
Total	30	100.0



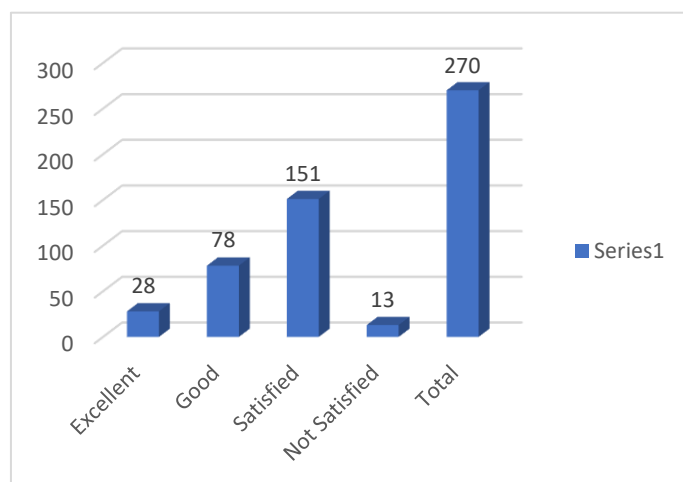
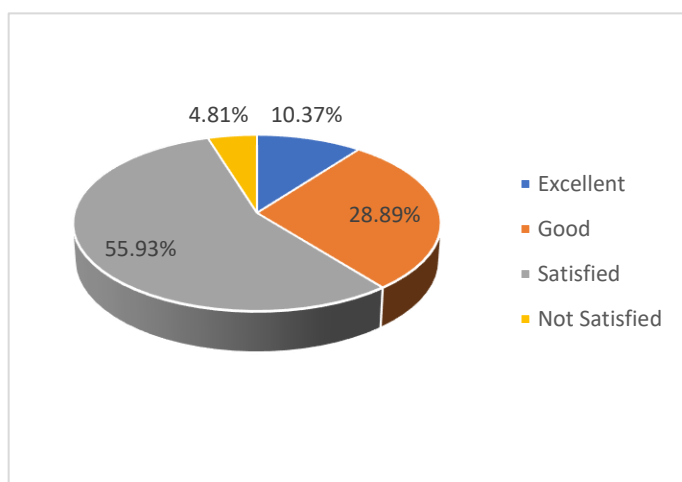
Q10 Do you think there is a need to modify your syllabus? (Yes/No) If yes, specify what portion needs to be modified with justification.

	Frequency	Percent
Yes	3	10.0
No	27	90.0
Total	30	100.0



Consolidated statement of analysis:

S. No	Question	No. of students opined				Total no. of Responses
		Excellent/ (100%)	Good/ (75%)	Satisfied/ (50%)	Not Satisfied/ (Below 50%)	
1.	Rate the syllabus of the courses that you have studied in relation to the competencies expected.	3	12	11	4	30
2.	Rate the relevance of the units in the syllabus of each course.	2	14	13	1	30
3.	Rate how the curriculum supports the required Practical skills in the Laboratory	4	11	13	2	30
4.	Rate your curriculum in terms of providing the basic knowledge required for further Education.	2	18	9	1	30
5.	How far your syllabus was useful to crack the CSIR/ UGC NET/APSET/GATE/..?	1	5	23	1	30
6.	Rate the Curriculum – in terms of providing employability after completion of the program.	4	6	19	1	30
7.	Rate the curriculum in improving your knowledge in the subject studied?	5	2	22	1	30
8.	Rate the curriculum in terms of content evolving from basic level to Advanced Level in the ascending order of semesters.	5	7	17	1	30
9.	What is your over all opinion regarding the existing Curriculum?	2	3	24	1	30
TOTAL		28	78	151	13	270
10.	Do you think there is a need to modify your syllabus? (Yes/No) If yes, specify what portion needs to be modified with justification.	YES: 3		NO: 27		30

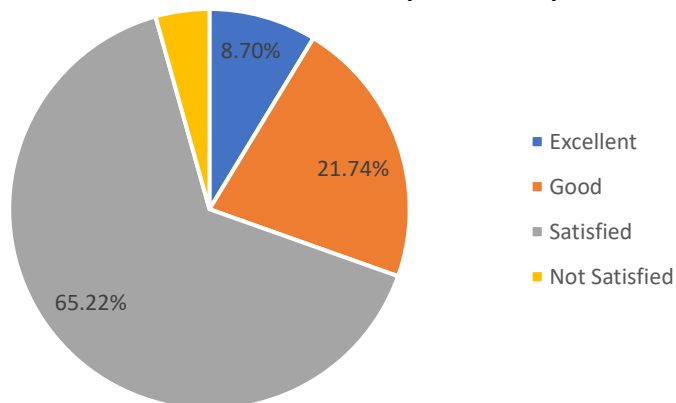


Program Name: Geology

For the academic year 2019-20 feedback was received from 23 numbers of students for the program Geology which are then analyzed and the analysis report is prepared and presented.

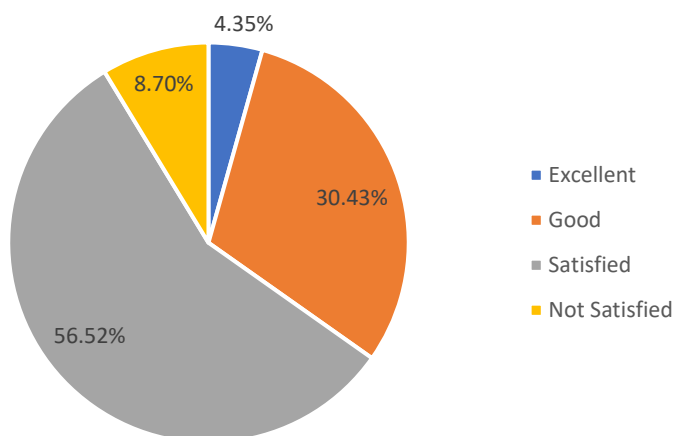
Q1 Rate the syllabus of the courses that you have studied in relation to the competencies expected.

	Frequency	Percent
Excellent	2	8.7
Good	5	21.7
Satisfied	15	65.2
Not Satisfied	1	4.3
Total	23	100.0



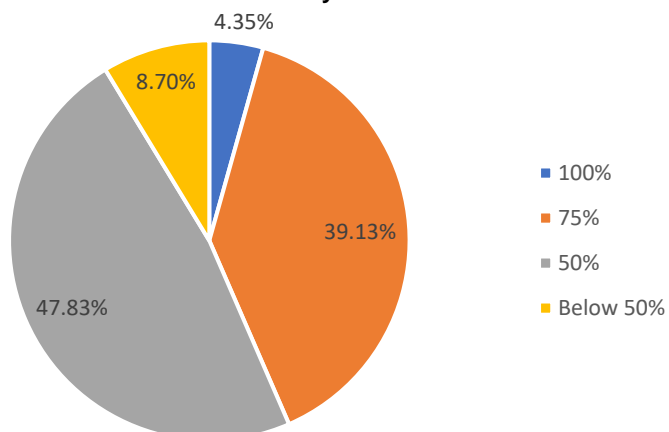
Q2 Rate the relevance of the units in the syllabus of each course

	Frequency	Percent
Excellent	1	4.3
Good	7	30.4
Satisfied	13	56.5
Not Satisfied	2	8.7
Total	23	100.0



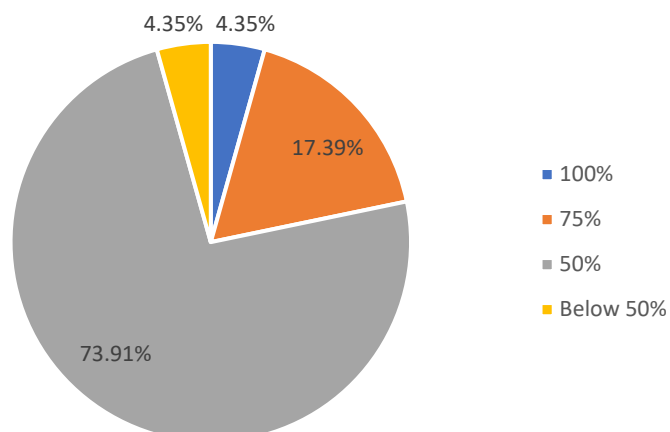
Q3 Rate how the curriculum supports the required Practical skills in the Laboratory

	Frequency	Percent
100%	1	4.3
75%	9	39.1
50%	11	47.8
Below 50%	2	8.7
Total	23	100.0



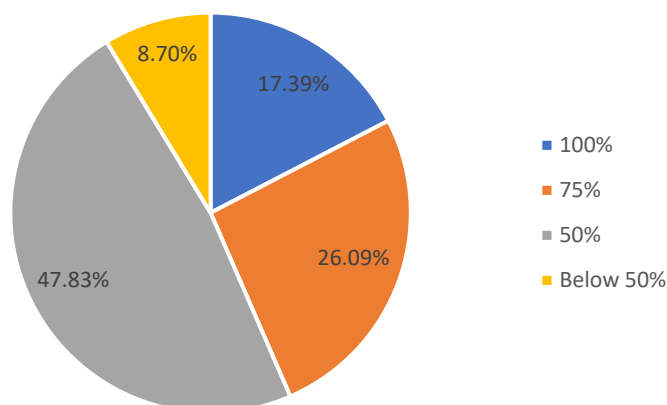
Q4 Rate your curriculum in terms of providing the basic knowledge required for further Education.

	Frequency	Percent
100%	1	4.3
75%	4	17.4
50%	17	73.9
Below 50%	1	4.3
Total	23	100.0



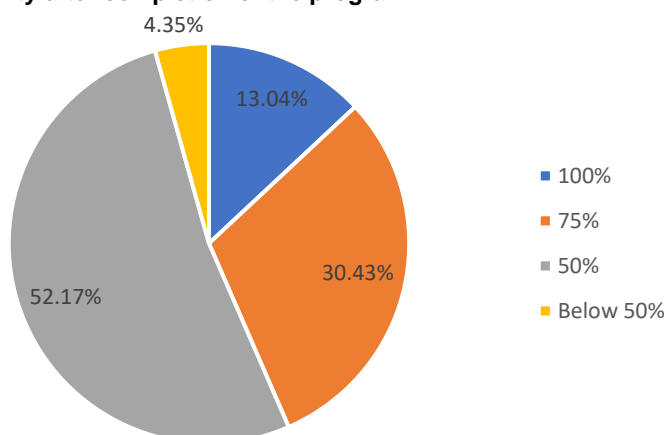
Q5 How far your syllabus was useful to crack the CSIR/ UGC NET/APSET/GATE/..?

	Frequency	Percent
100%	4	17.4
75%	6	26.1
50%	11	47.8
Below 50%	2	8.7
Total	23	100.0



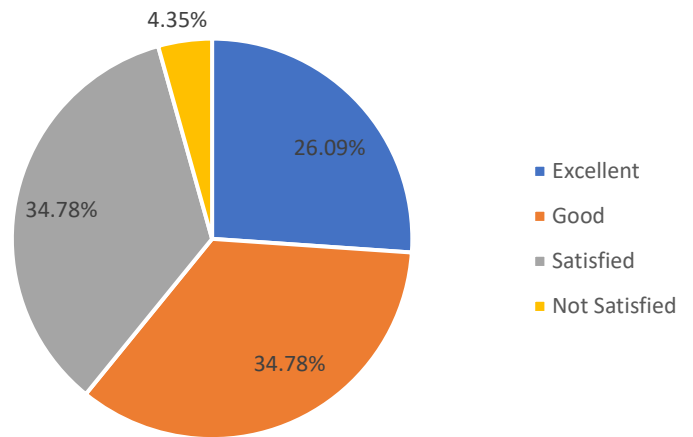
Q6 Rate the Curriculum – in terms of providing employability after completion of the program.

	Frequency	Percent
100%	3	13.0
75%	7	30.4
50%	12	52.2
Below 50%	1	4.3
Total	23	100.0



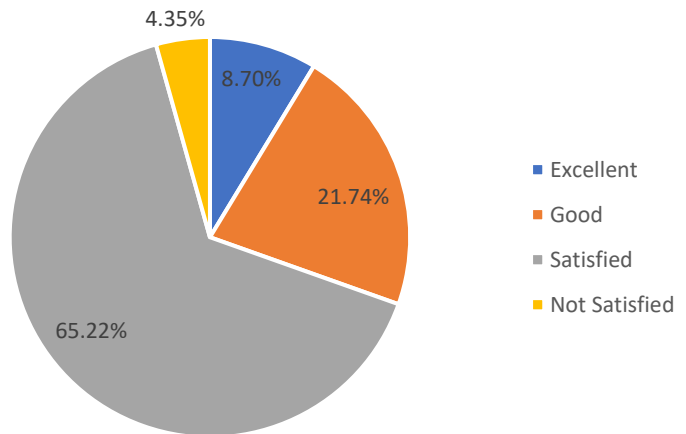
Q7 Rate the curriculum in improving your knowledge in the subject studied?

	Frequency	Percent
Excellent	6	26.1
Good	8	34.8
Satisfied	8	34.8
Not Satisfied	1	4.3
Total	23	100.0



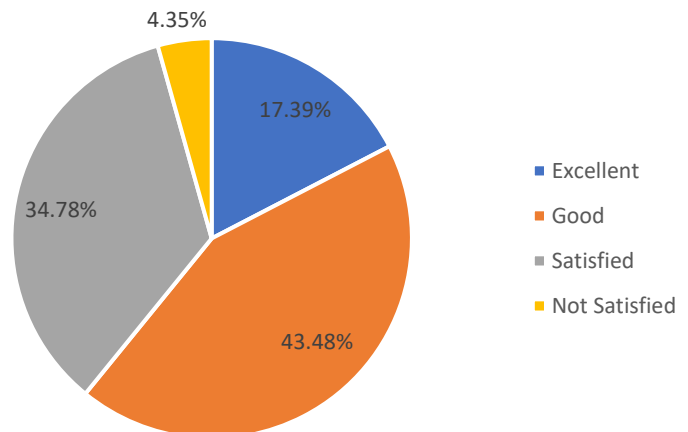
Q8 Rate the curriculum in terms of content evolving from basic level to Advanced Level in the ascending order of semesters.

	Frequency	Percent
Excellent	2	8.7
Good	5	21.7
Satisfied	15	65.2
Not Satisfied	1	4.3
Total	23	100.0



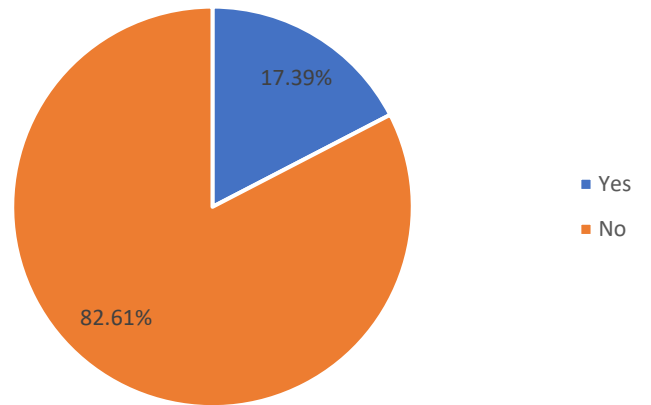
Q9 What is your over all opinion regarding the existing Curriculum?

	Frequency	Percent
Excellent	4	17.4
Good	10	43.5
Satisfied	8	34.8
Not Satisfied	1	4.3
Total	23	100.0



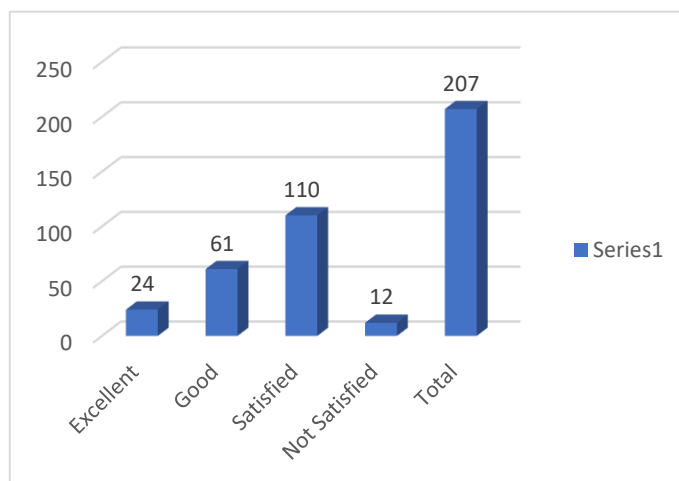
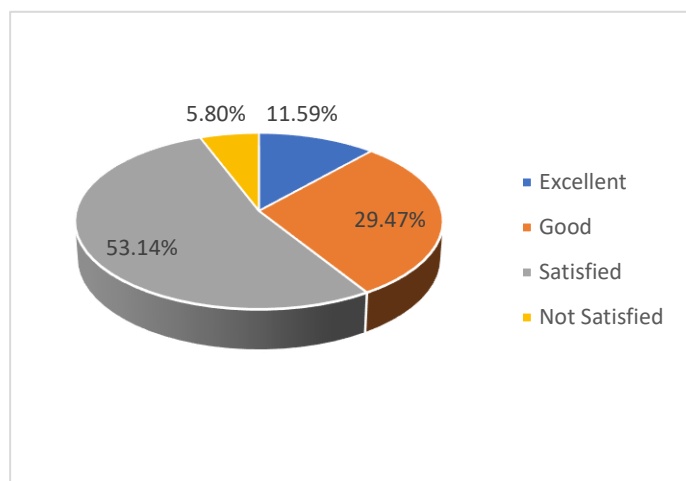
Q10 Do you think there is a need to modify your syllabus? (Yes/No) If yes, specify what portion needs to be modified with justification.

	Frequency	Percent
Yes	4	17.4
No	19	82.6
Total	23	100.0



Consolidated statement of analysis:

S. No	Question	No. of students opined				Total no. of Responses
		Excellent/ (100%)	Good/ (75%)	Satisfied/ (50%)	Not Satisfied/ (Below 50%)	
1.	Rate the syllabus of the courses that you have studied in relation to the competencies expected.	2	5	15	1	23
2.	Rate the relevance of the units in the syllabus of each course.	1	7	13	2	23
3.	Rate how the curriculum supports the required Practical skills in the Laboratory	1	9	11	2	23
4.	Rate your curriculum in terms of providing the basic knowledge required for further Education.	1	4	17	1	23
5.	How far your syllabus was useful to crack the CSIR/ UGC NET/APSET/GATE/..?	4	6	11	2	23
6.	Rate the Curriculum – in terms of providing employability after completion of the program.	3	7	12	1	23
7.	Rate the curriculum in improving your knowledge in the subject studied?	6	8	8	1	23
8.	Rate the curriculum in terms of content evolving from basic level to Advanced Level in the ascending order of semesters.	2	5	15	1	23
9.	What is your over all opinion regarding the existing Curriculum?	4	10	8	1	23
TOTAL		24	61	110	12	207
10.	Do you think there is a need to modify your syllabus? (Yes/No) If yes, specify what portion needs to be modified with justification.	YES: 4		NO: 19		23

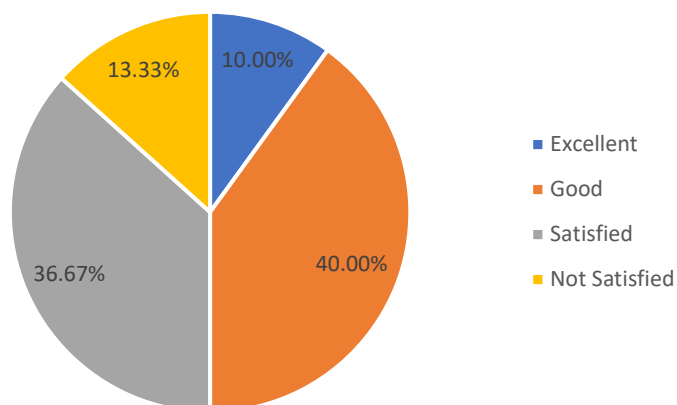


Program Name: Geo-Physics

For the academic year 2019-20 feedback was received from 30 numbers of students for the program Geo-Physics which are then analyzed and the analysis report is prepared and presented.

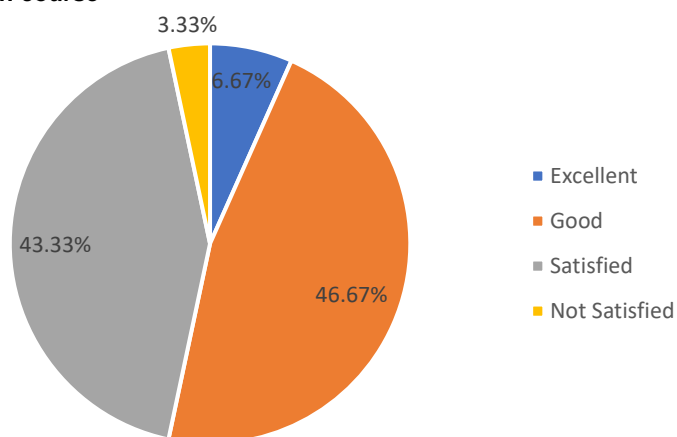
Q1 Rate the syllabus of the courses that you have studied in relation to the competencies expected.

	Frequency	Percent
Excellent	3	10.0
Good	12	40.0
Satisfied	11	36.7
Not Satisfied	4	13.3
Total	30	100.0



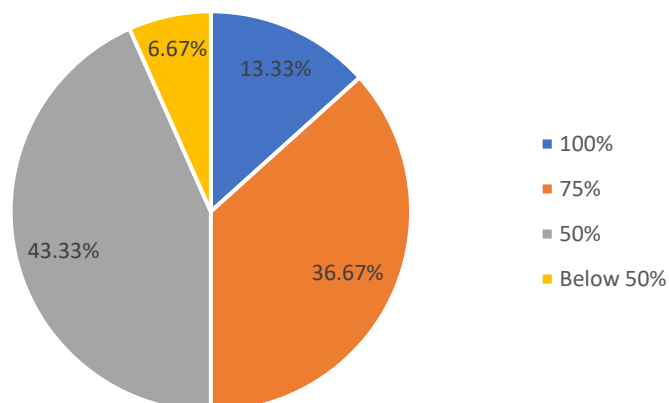
Q2 Rate the relevance of the units in the syllabus of each course

	Frequency	Percent
Excellent	2	6.7
Good	14	46.7
Satisfied	13	43.3
Not Satisfied	1	3.3
Total	30	100.0



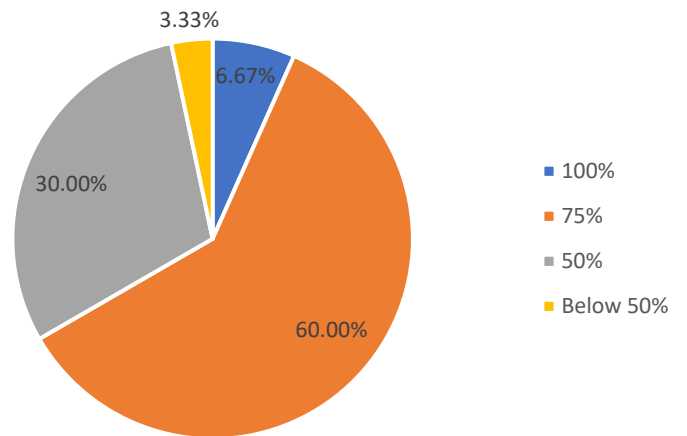
Q3 Rate how the curriculum supports the required Practical skills in the Laboratory

	Frequency	Percent
100%	4	13.3
75%	11	36.7
50%	13	43.3
Below 50%	2	6.7
Total	30	100.0



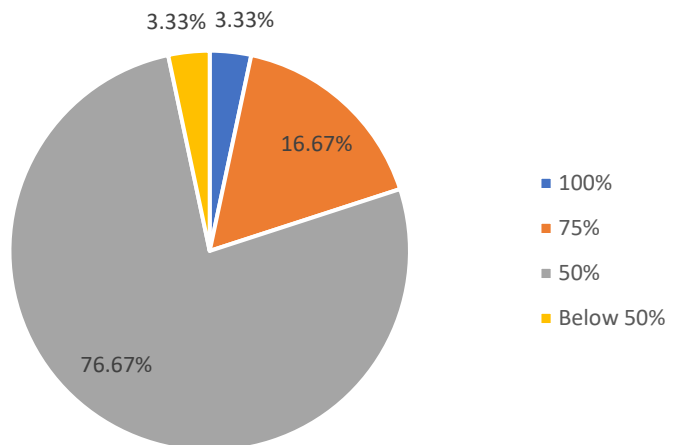
Q4 Rate your curriculum in terms of providing the basic knowledge required for further Education.

	Frequency	Percent
100%	2	6.7
75%	18	60.0
50%	9	30.0
Below 50%	1	3.3
Total	30	100.0



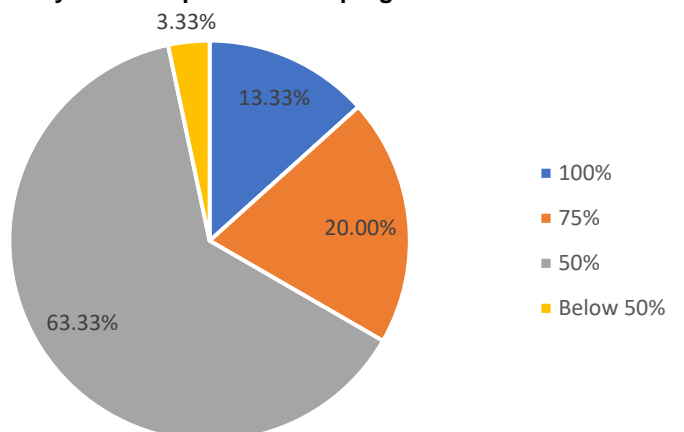
Q5 How far your syllabus was useful to crack the CSIR/ UGC NET/APSET/GATE/..?

	Frequency	Percent
100%	1	3.3
75%	5	16.7
50%	23	76.7
Below 50%	1	3.3
Total	30	100.0



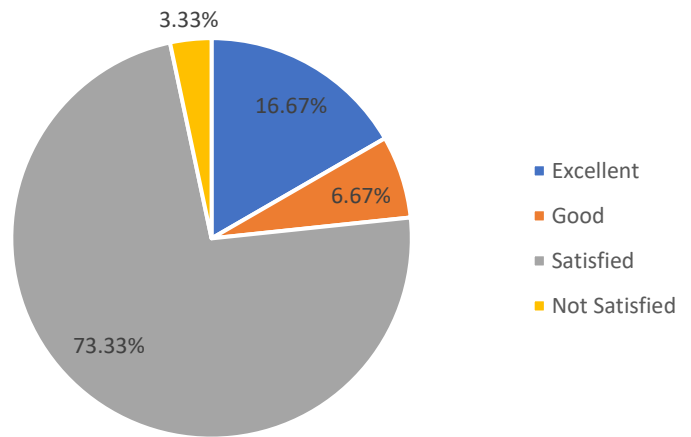
Q6 Rate the Curriculum – in terms of providing employability after completion of the program.

	Frequency	Percent
100%	4	13.3
75%	6	20.0
50%	19	63.3
Below 50%	1	3.3
Total	30	100.0



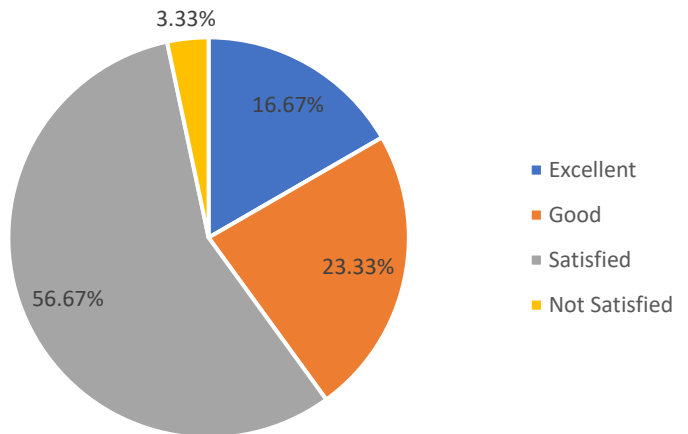
Q7 Rate the curriculum in improving your knowledge in the subject studied?

	Frequency	Percent
Excellent	5	16.7
Good	2	6.7
Satisfied	22	73.3
Not Satisfied	1	3.3
Total	30	100.0



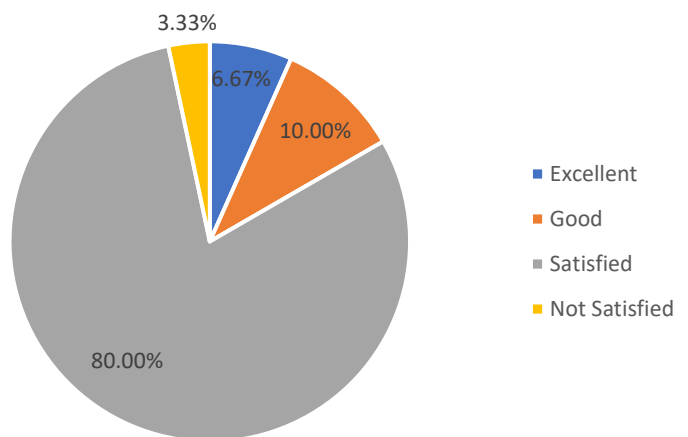
Q8 Rate the curriculum in terms of content evolving from basic level to Advanced Level in the ascending order of semesters.

	Frequency	Percent
Excellent	5	16.7
Good	7	23.3
Satisfied	17	56.7
Not Satisfied	1	3.3
Total	30	100.0



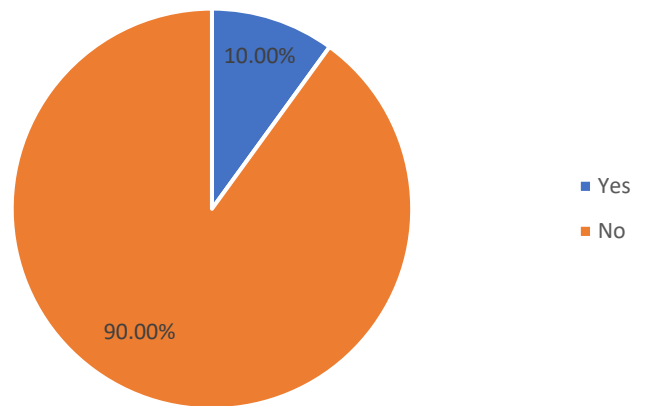
Q9 What is your over all opinion regarding the existing Curriculum?

	Frequency	Percent
Excellent	2	6.7
Good	3	10.0
Satisfied	24	80.0
Not Satisfied	1	3.3
Total	30	100.0



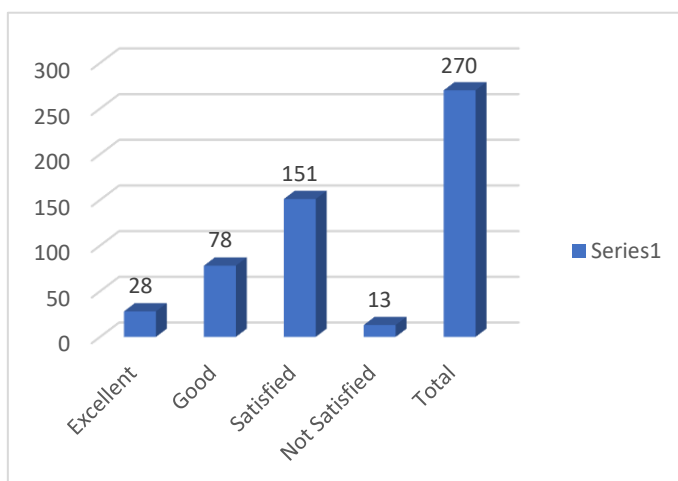
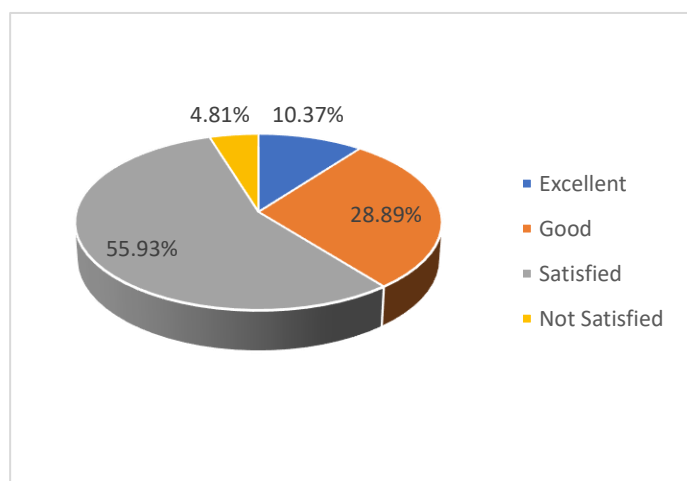
Q10 Do you think there is a need to modify your syllabus? (Yes/No) If yes, specify what portion needs to be modified with justification.

	Frequency	Percent
Yes	3	10.0
No	27	90.0
Total	30	100.0



Consolidated statement of analysis:

S. No	Question	No. of students opined				Total no. of Responses
		Excellent/ (100%)	Good/ (75%)	Satisfied/ (50%)	Not Satisfied/ (Below 50%)	
1.	Rate the syllabus of the courses that you have studied in relation to the competencies expected.	3	12	11	4	30
2.	Rate the relevance of the units in the syllabus of each course.	2	14	13	1	30
3.	Rate how the curriculum supports the required Practical skills in the Laboratory	4	11	13	2	30
4.	Rate your curriculum in terms of providing the basic knowledge required for further Education.	2	18	9	1	30
5.	How far your syllabus was useful to crack the CSIR/ UGC NET/APSET/GATE/..?	1	5	23	1	30
6.	Rate the Curriculum – in terms of providing employability after completion of the program.	4	6	19	1	30
7.	Rate the curriculum in improving your knowledge in the subject studied?	5	2	22	1	30
8.	Rate the curriculum in terms of content evolving from basic level to Advanced Level in the ascending order of semesters.	5	7	17	1	30
9.	What is your over all opinion regarding the existing Curriculum?	2	3	24	1	30
TOTAL		28	78	151	13	270
10.	Do you think there is a need to modify your syllabus? (Yes/No) If yes, specify what portion needs to be modified with justification.	YES: 3		NO: 27		30

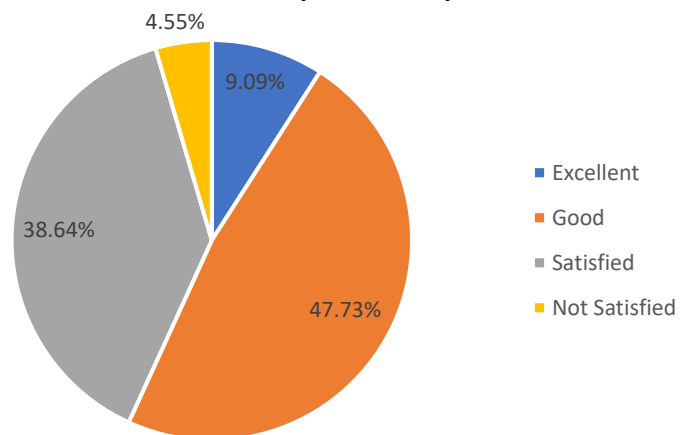


Program Name: Mathematics

For the academic year 2019-20 feedback was received from 44 numbers of students for the program Mathematics which are then analyzed and the analysis report is prepared and presented.

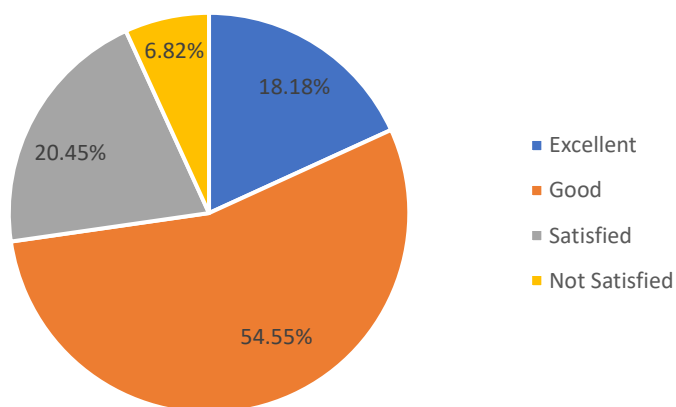
Q1 Rate the syllabus of the courses that you have studied in relation to the competencies expected.

	Frequency	Percent
Excellent	4	9.1
Good	21	47.7
Satisfied	17	38.6
Not Satisfied	2	4.5
Total	44	100.0



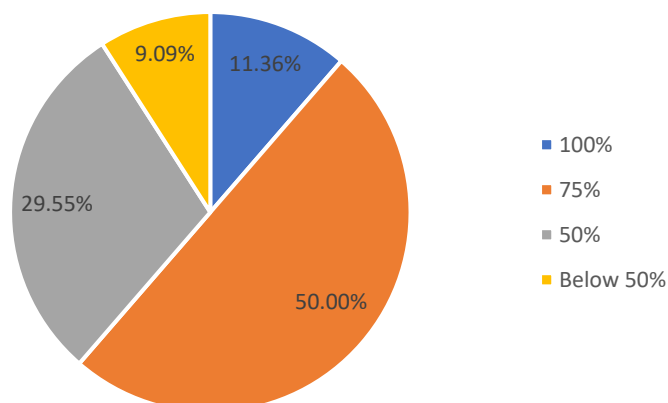
Q2 Rate the relevance of the units in the syllabus of each course

	Frequency	Percent
Excellent	8	18.2
Good	24	54.5
Satisfied	9	20.5
Not Satisfied	3	6.8
Total	44	100.0



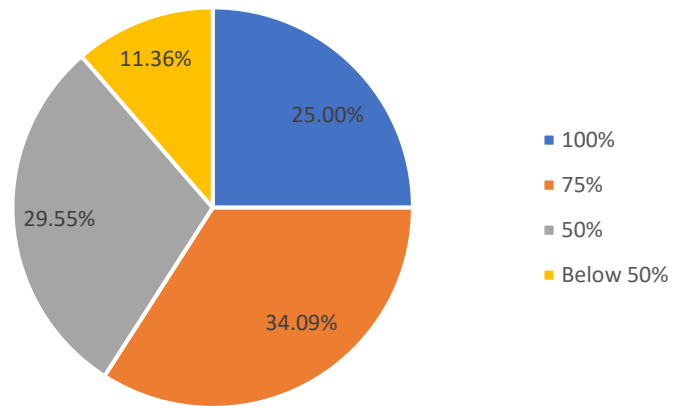
Q3 Rate how the curriculum supports the required Practical skills in the Laboratory

	Frequency	Percent
100%	5	11.4
75%	22	50.0
50%	13	29.5
Below 50%	4	9.1
Total	44	100.0



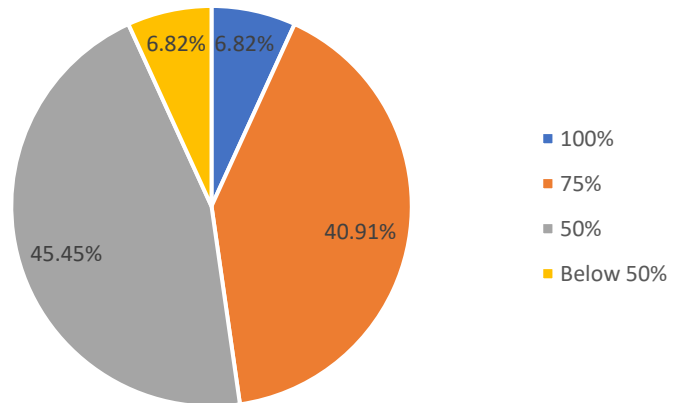
Q4 Rate your curriculum in terms of providing the basic knowledge required for further Education.

	Frequency	Percent
100%	11	25.0
75%	15	34.1
50%	13	29.5
Below 50%	5	11.4
Total	44	100.0



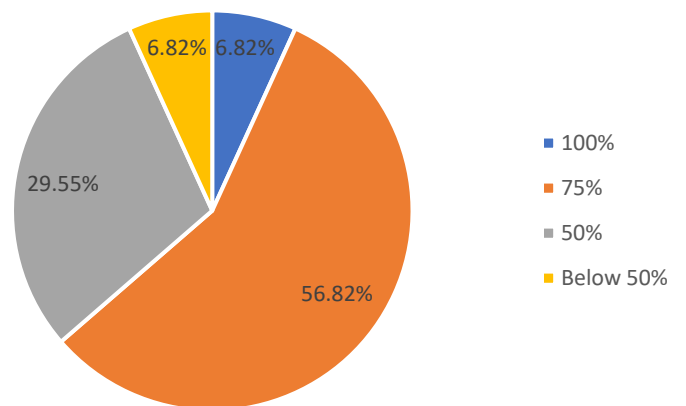
Q5 How far your syllabus was useful to crack the CSIR/ UGC NET/APSET/GATE/..?

	Frequency	Percent
100%	3	6.8
75%	18	40.9
50%	20	45.5
Below 50%	3	6.8
Total	44	100.0



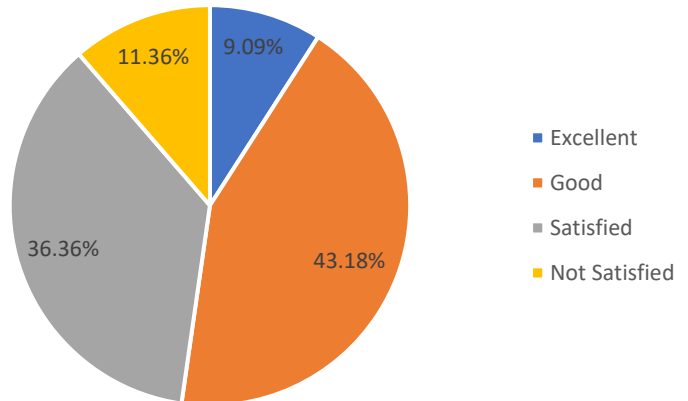
Q6 Rate the Curriculum – in terms of providing employability after completion of the program.

	Frequency	Percent
100%	3	6.8
75%	25	56.8
50%	13	29.5
Below 50%	3	6.8
Total	44	100.0



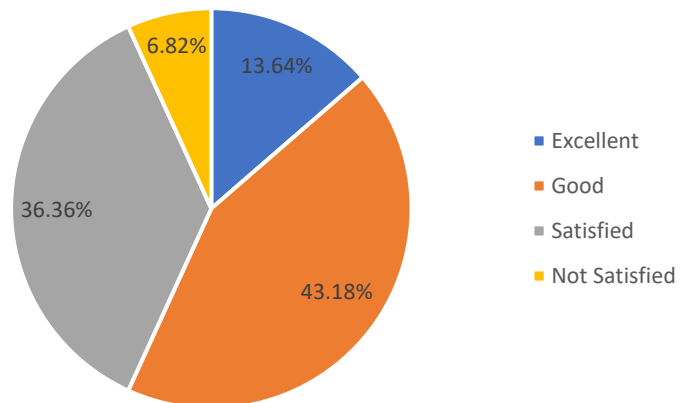
Q7 Rate the curriculum in improving your knowledge in the subject studied?

	Frequency	Percent
Excellent	4	9.1
Good	19	43.2
Satisfied	16	36.4
Not Satisfied	5	11.4
Total	44	100.0



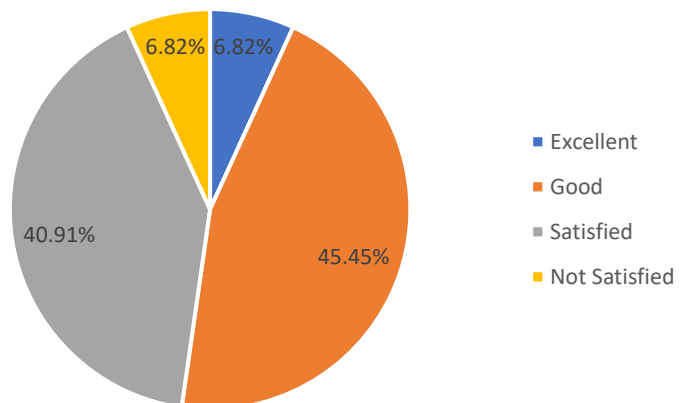
Q8 Rate the curriculum in terms of content evolving from basic level to Advanced Level in the ascending order of semesters.

	Frequency	Percent
Excellent	6	13.6
Good	19	43.2
Satisfied	16	36.4
Not Satisfied	3	6.8
Total	44	100.0



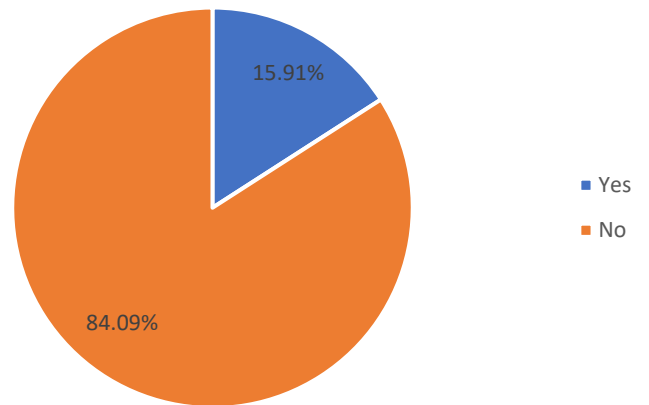
Q9 What is your over all opinion regarding the existing Curriculum?

	Frequency	Percent
Excellent	3	6.8
Good	20	45.5
Satisfied	18	40.9
Not Satisfied	3	6.8
Total	44	100.0



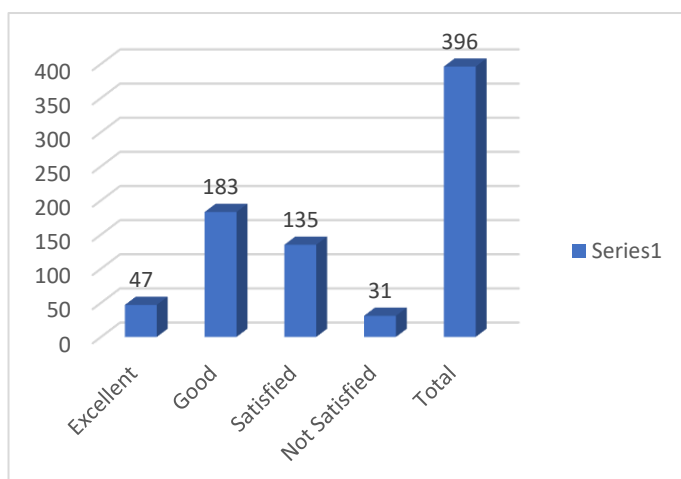
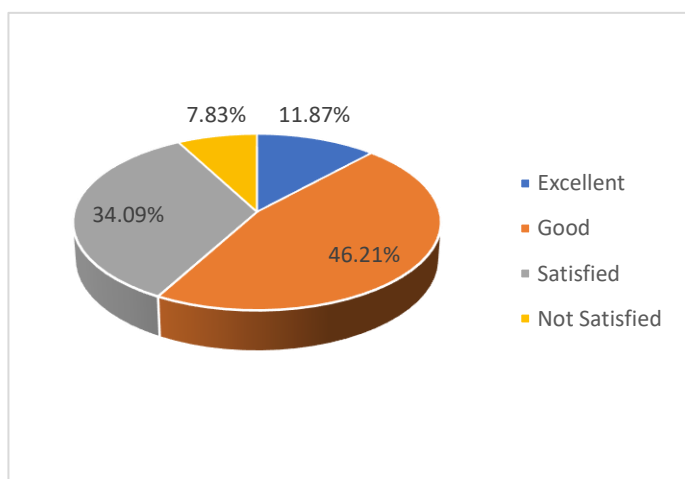
Q10 Do you think there is a need to modify your syllabus? (Yes/No) If yes, specify what portion needs to be modified with justification.

	Frequency	Percent
Yes	7	15.9
No	37	84.1
Total	44	100.0



Consolidated statement of analysis:

S. No	Question	No. of students opined				Total no. of Responses
		Excellent/ (100%)	Good/ (75%)	Satisfied/ (50%)	Not Satisfied/ (Below 50%)	
1.	Rate the syllabus of the courses that you have studied in relation to the competencies expected.	4	21	17	2	44
2.	Rate the relevance of the units in the syllabus of each course.	8	24	9	3	44
3.	Rate how the curriculum supports the required Practical skills in the Laboratory	5	22	13	4	44
4.	Rate your curriculum in terms of providing the basic knowledge required for further Education.	11	15	13	5	44
5.	How far your syllabus was useful to crack the CSIR/ UGC NET/APSET/GATE/..?	3	18	20	3	44
6.	Rate the Curriculum – in terms of providing employability after completion of the program.	3	25	13	3	44
7.	Rate the curriculum in improving your knowledge in the subject studied?	4	19	16	5	44
8.	Rate the curriculum in terms of content evolving from basic level to Advanced Level in the ascending order of semesters.	6	19	16	3	44
9.	What is your over all opinion regarding the existing Curriculum?	3	20	18	3	44
TOTAL		47	183	135	31	396
10.	Do you think there is a need to modify your syllabus? (Yes/No) If yes, specify what portion needs to be modified with justification.	YES: 7		NO: 37		44

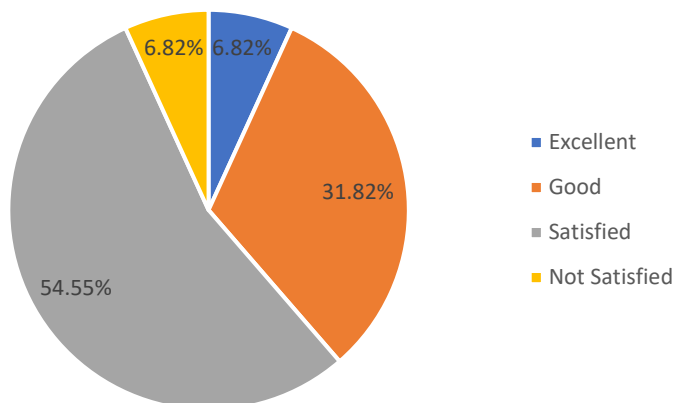


Program Name: Organic Chemistry

For the academic year 2019-20 feedback was received from 44 numbers of students for the program Organic Chemistry which are then analyzed and the analysis report is prepared and presented.

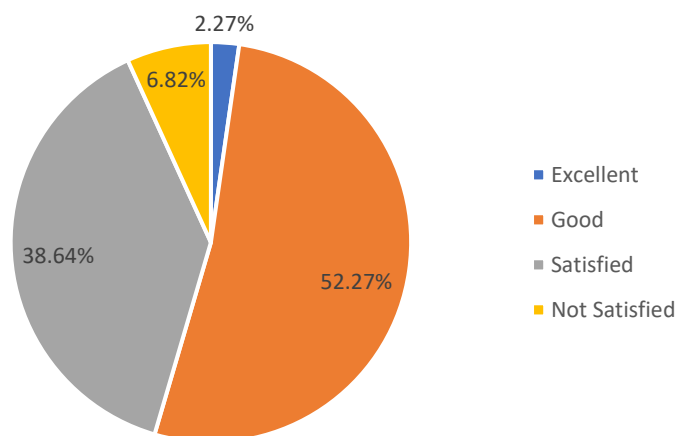
Q1 Rate the syllabus of the courses that you have studied in relation to the competencies expected.

	Frequency	Percent
Excellent	3	6.8
Good	14	31.8
Satisfied	24	54.5
Not Satisfied	3	6.8
Total	44	100.0



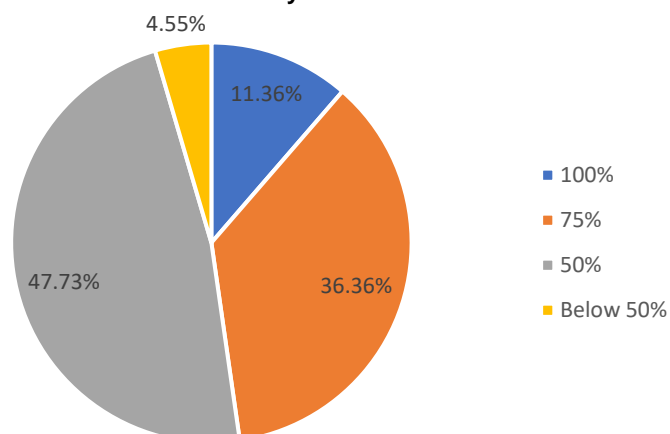
Q2 Rate the relevance of the units in the syllabus of each course

	Frequency	Percent
Excellent	1	2.3
Good	23	52.3
Satisfied	17	38.6
Not Satisfied	3	6.8
Total	44	100.0



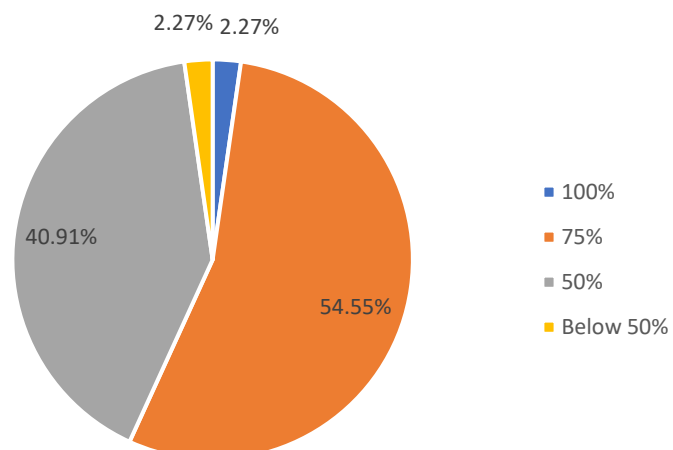
Q3 Rate how the curriculum supports the required Practical skills in the Laboratory

	Frequency	Percent
100%	5	11.4
75%	16	36.4
50%	21	47.7
Below 50%	2	4.5
Total	44	100.0



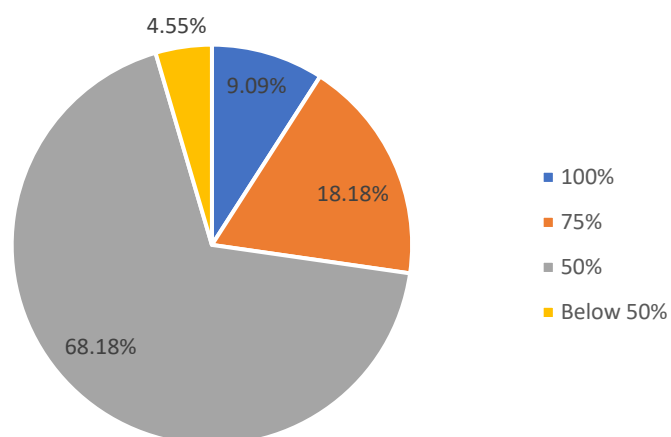
Q4 Rate your curriculum in terms of providing the basic knowledge required for further Education.

	Frequency	Percent
100%	1	2.3
75%	24	54.5
50%	18	40.9
Below 50%	1	2.3
Total	44	100.0



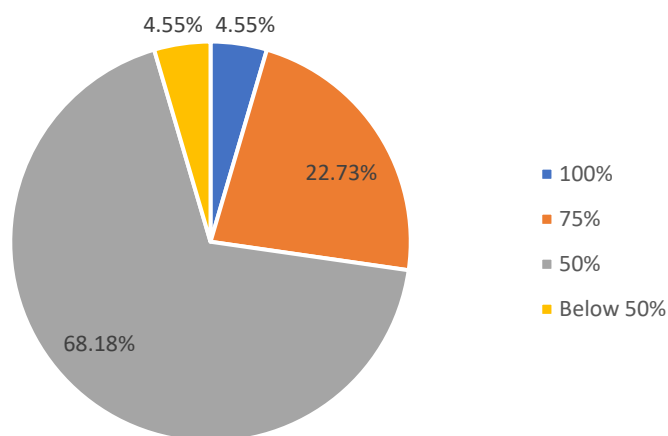
Q5 How far your syllabus was useful to crack the CSIR/ UGC NET/APSET/GATE/..?

	Frequency	Percent
100%	4	9.1
75%	8	18.2
50%	30	68.2
Below 50%	2	4.5
Total	44	100.0



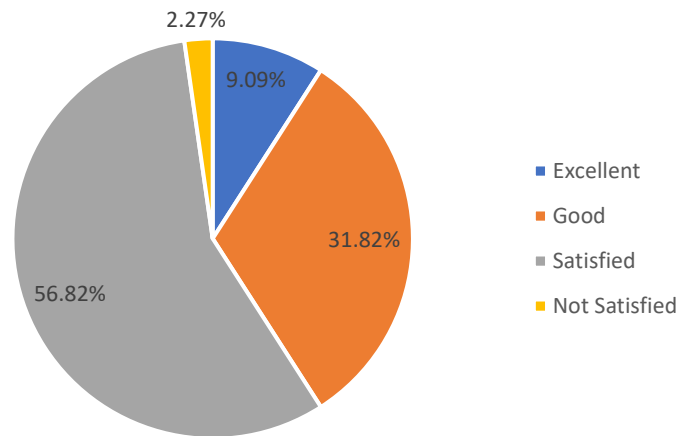
Q6 Rate the Curriculum – in terms of providing employability after completion of the program.

	Frequency	Percent
100%	2	4.5
75%	10	22.7
50%	30	68.2
Below 50%	2	4.5
Total	44	100.0



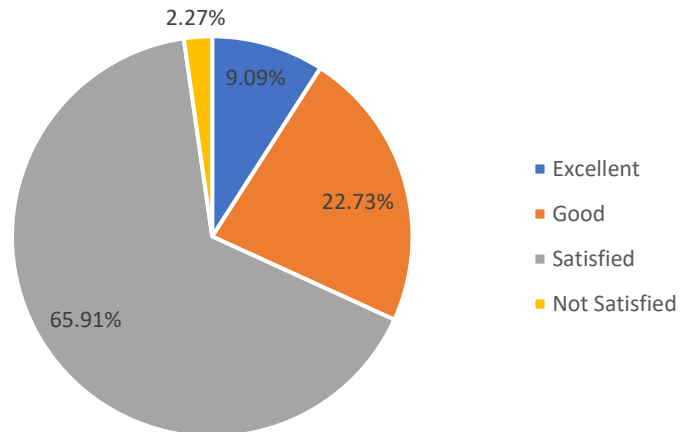
Q7 Rate the curriculum in improving your knowledge in the subject studied?

	Frequency	Percent
Excellent	4	9.1
Good	14	31.8
Satisfied	25	56.8
Not Satisfied	1	2.3
Total	44	100.0



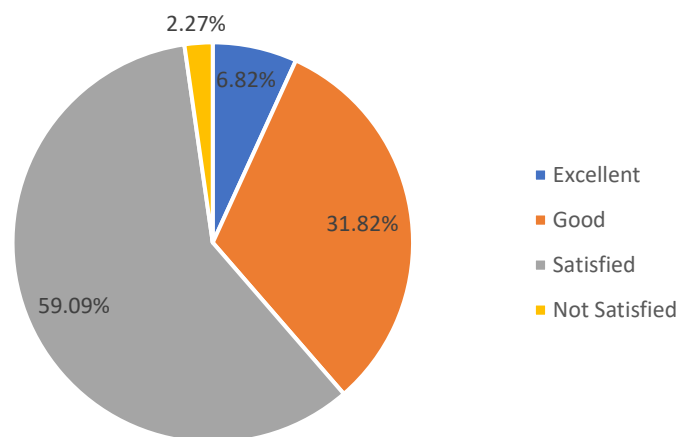
Q8 Rate the curriculum in terms of content evolving from basic level to Advanced Level in the ascending order of semesters.

	Frequency	Percent
Excellent	4	9.1
Good	10	22.7
Satisfied	29	65.9
Not Satisfied	1	2.3
Total	44	100.0



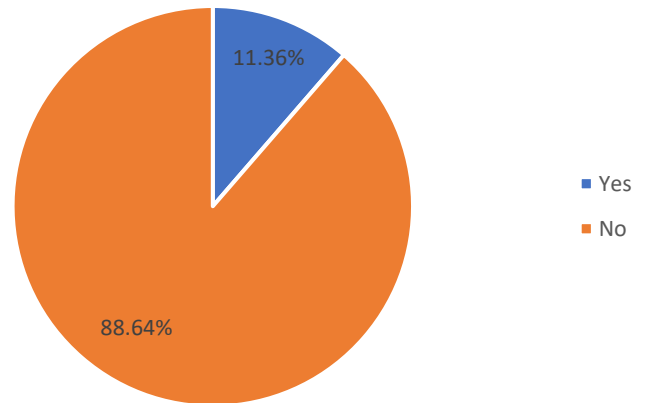
Q9 What is your over all opinion regarding the existing Curriculum?

	Frequency	Percent
Excellent	3	6.8
Good	14	31.8
Satisfied	26	59.1
Not Satisfied	1	2.3
Total	44	100.0



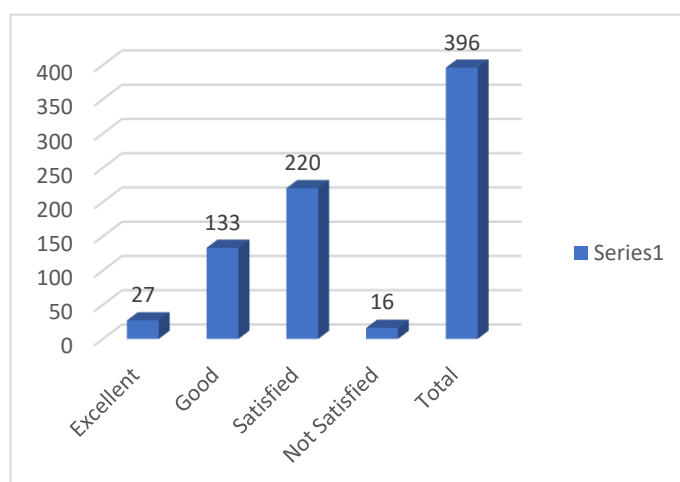
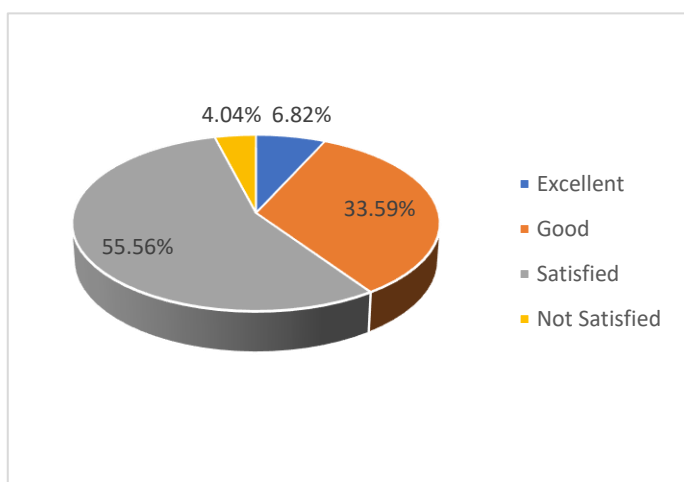
Q10 Do you think there is a need to modify your syllabus? (Yes/No) If yes, specify what portion needs to be modified with justification.

	Frequency	Percent
Yes	5	11.4
No	39	88.6
Total	44	100.0



Consolidated statement of analysis:

S. No	Question	No. of students opined				Total no. of Responses
		Excellent/ (100%)	Good/ (75%)	Satisfied/ (50%)	Not Satisfied/ (Below 50%)	
1.	Rate the syllabus of the courses that you have studied in relation to the competencies expected.	3	14	24	3	44
2.	Rate the relevance of the units in the syllabus of each course.	1	23	17	3	44
3.	Rate how the curriculum supports the required Practical skills in the Laboratory	5	16	21	2	44
4.	Rate your curriculum in terms of providing the basic knowledge required for further Education.	1	24	18	1	44
5.	How far your syllabus was useful to crack the CSIR/ UGC NET/APSET/GATE/..?	4	8	30	2	44
6.	Rate the Curriculum – in terms of providing employability after completion of the program.	2	10	30	2	44
7.	Rate the curriculum in improving your knowledge in the subject studied?	4	14	25	1	44
8.	Rate the curriculum in terms of content evolving from basic level to Advanced Level in the ascending order of semesters.	4	10	29	1	44
9.	What is your over all opinion regarding the existing Curriculum?	3	14	26	1	44
TOTAL		27	133	220	16	396
10.	Do you think there is a need to modify your syllabus? (Yes/No) If yes, specify what portion needs to be modified with justification.	YES: 5		NO: 39		44

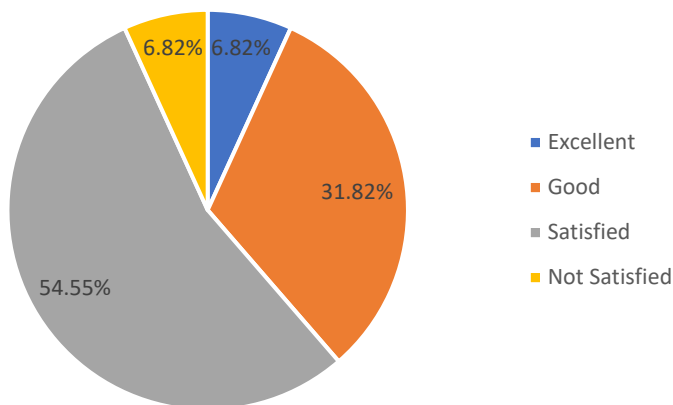


Program Name: Physics

For the academic year 2019-20 feedback was received from 44 numbers of students for the program Physics which are then analyzed and the analysis report is prepared and presented.

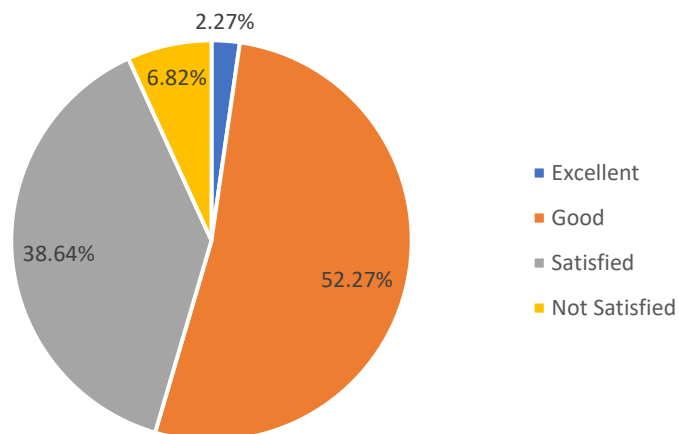
Q1 Rate the syllabus of the courses that you have studied in relation to the competencies expected.

	Frequency	Percent
Excellent	3	6.8
Good	14	31.8
Satisfied	24	54.5
Not Satisfied	3	6.8
Total	44	100.0



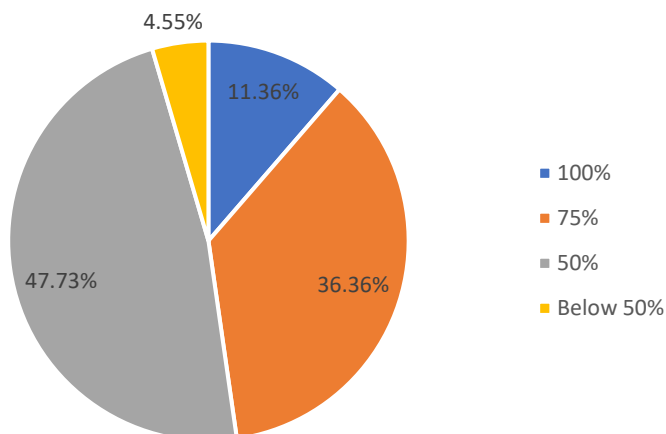
Q2 Rate the relevance of the units in the syllabus of each course

	Frequency	Percent
Excellent	1	2.3
Good	23	52.3
Satisfied	17	38.6
Not Satisfied	3	6.8
Total	44	100.0



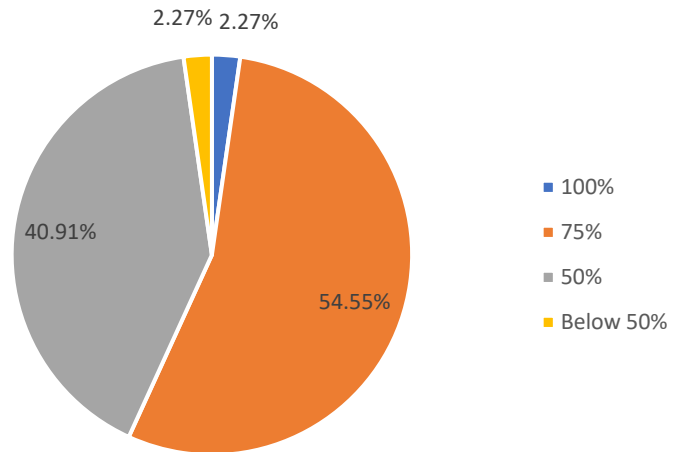
Q3 Rate how the curriculum supports the required Practical skills in the Laboratory

	Frequency	Percent
100%	5	11.4
75%	16	36.4
50%	21	47.7
Below 50%	2	4.5
Total	44	100.0



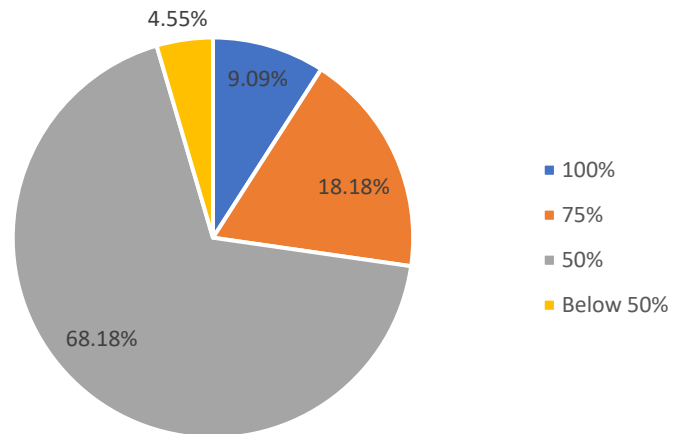
Q4 Rate your curriculum in terms of providing the basic knowledge required for further Education.

	Frequency	Percent
100%	1	2.3
75%	24	54.5
50%	18	40.9
Below 50%	1	2.3
Total	44	100.0



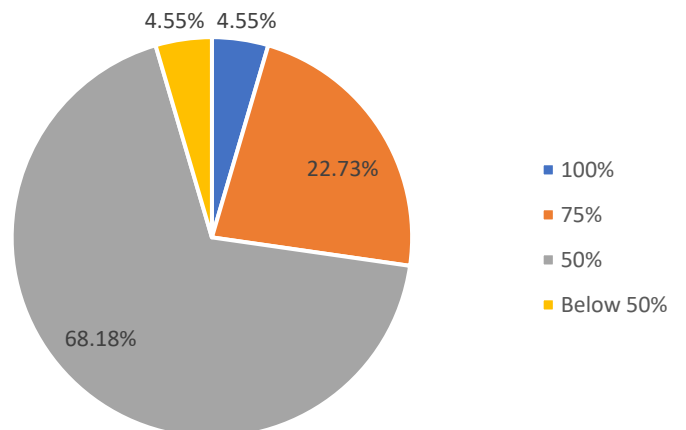
Q5 How far your syllabus was useful to crack the CSIR/ UGC NET/APSET/GATE/..?

	Frequency	Percent
100%	4	9.1
75%	8	18.2
50%	30	68.2
Below 50%	2	4.5
Total	44	100.0



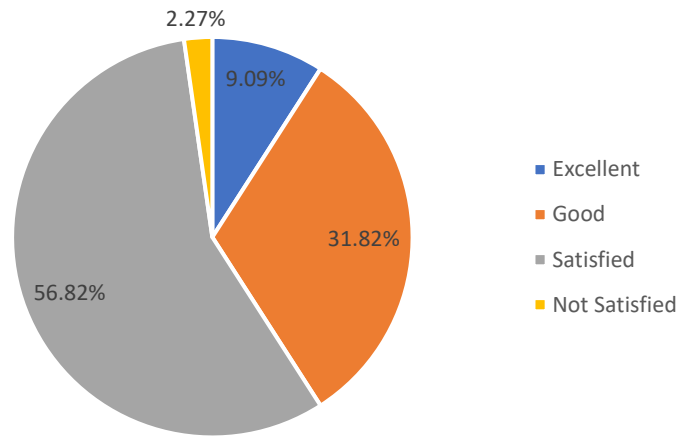
Q6 Rate the Curriculum – in terms of providing employability after completion of the program.

	Frequency	Percent
100%	2	4.5
75%	10	22.7
50%	30	68.2
Below 50%	2	4.5
Total	44	100.0



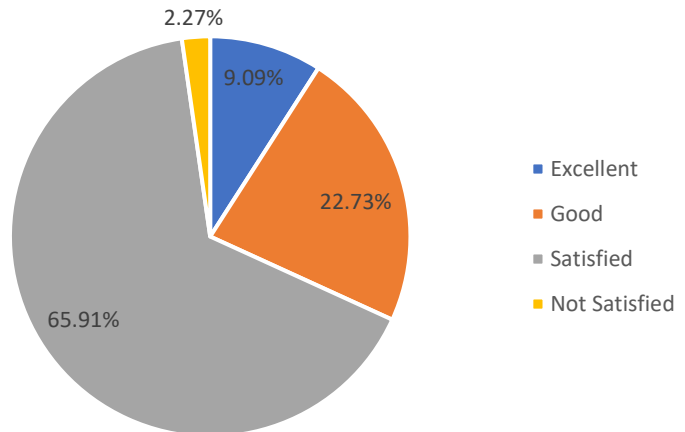
Q7 Rate the curriculum in improving your knowledge in the subject studied?

	Frequency	Percent
Excellent	4	9.1
Good	14	31.8
Satisfied	25	56.8
Not Satisfied	1	2.3
Total	44	100.0



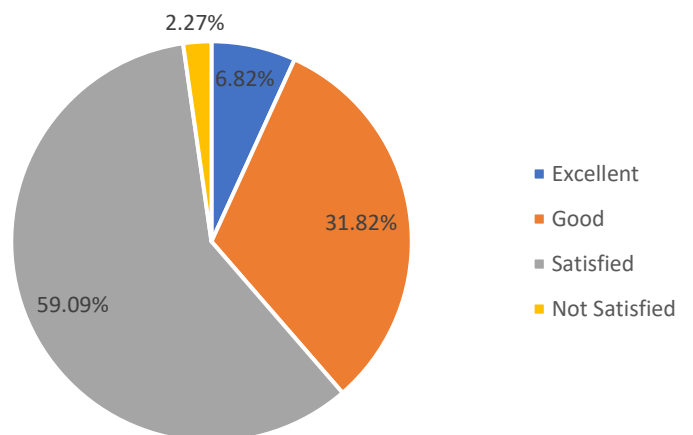
Q8 Rate the curriculum in terms of content evolving from basic level to Advanced Level in the ascending order of semesters.

	Frequency	Percent
Excellent	4	9.1
Good	10	22.7
Satisfied	29	65.9
Not Satisfied	1	2.3
Total	44	100.0



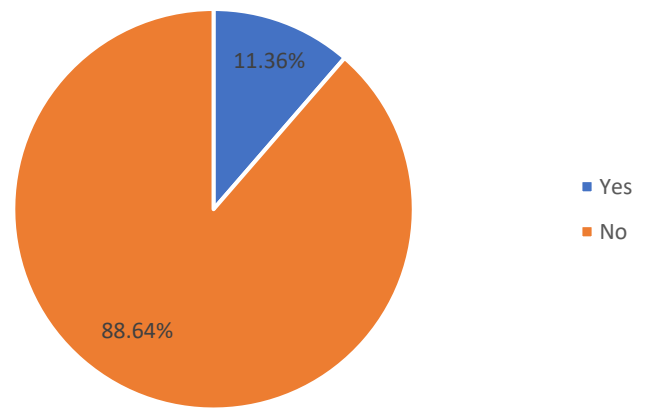
Q9 What is your over all opinion regarding the existing Curriculum?

	Frequency	Percent
Excellent	3	6.8
Good	14	31.8
Satisfied	26	59.1
Not Satisfied	1	2.3
Total	44	100.0



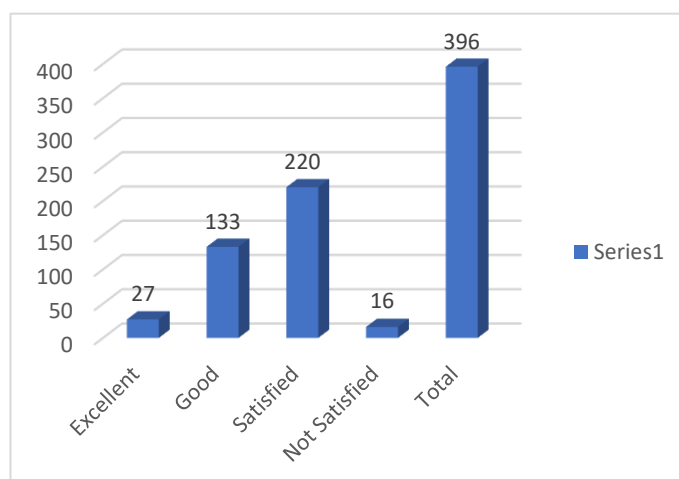
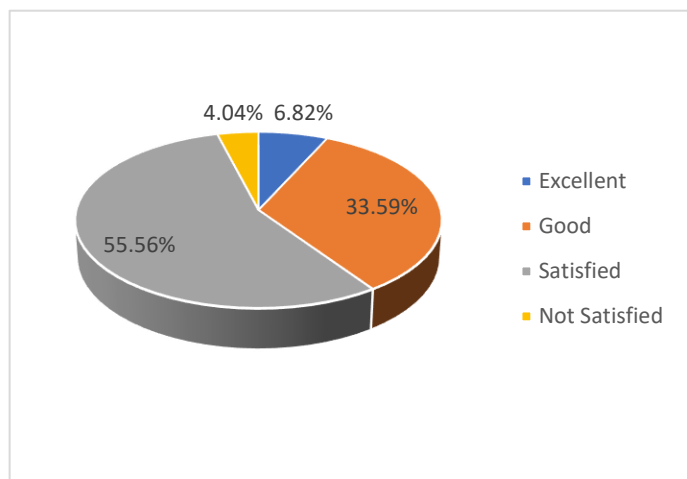
Q10 Do you think there is a need to modify your syllabus? (Yes/No) If yes, specify what portion needs to be modified with justification.

	Frequency	Percent
Yes	5	11.4
No	39	88.6
Total	44	100.0



Consolidated statement of analysis:

S. No	Question	No. of students opined				Total no. of Responses
		Excellent/ (100%)	Good/ (75%)	Satisfied/ (50%)	Not Satisfied/ (Below 50%)	
1.	Rate the syllabus of the courses that you have studied in relation to the competencies expected.	3	14	24	3	44
2.	Rate the relevance of the units in the syllabus of each course.	1	23	17	3	44
3.	Rate how the curriculum supports the required Practical skills in the Laboratory	5	16	21	2	44
4.	Rate your curriculum in terms of providing the basic knowledge required for further Education.	1	24	18	1	44
5.	How far your syllabus was useful to crack the CSIR/ UGC NET/APSET/GATE/..?	4	8	30	2	44
6.	Rate the Curriculum – in terms of providing employability after completion of the program.	2	10	30	2	44
7.	Rate the curriculum in improving your knowledge in the subject studied?	4	14	25	1	44
8.	Rate the curriculum in terms of content evolving from basic level to Advanced Level in the ascending order of semesters.	4	10	29	1	44
9.	What is your over all opinion regarding the existing Curriculum?	3	14	26	1	44
TOTAL		27	133	220	16	396
10.	Do you think there is a need to modify your syllabus? (Yes/No) If yes, specify what portion needs to be modified with justification.	YES: 5		NO: 39		44

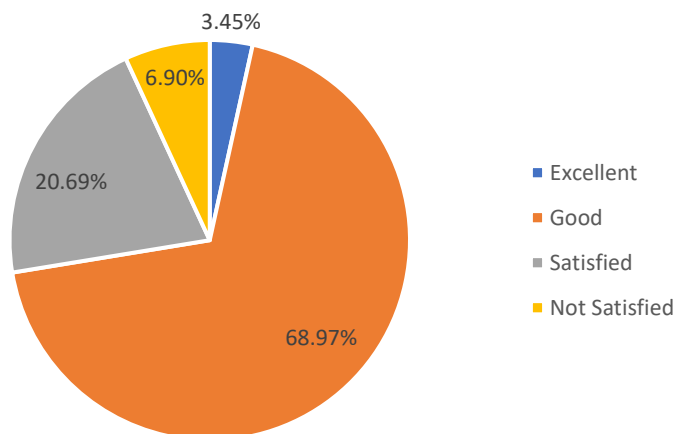


Program Name: Zoology

For the academic year 2019-20 feedback was received from 29 numbers of students for the program Zoology which are then analyzed and the analysis report is prepared and presented.

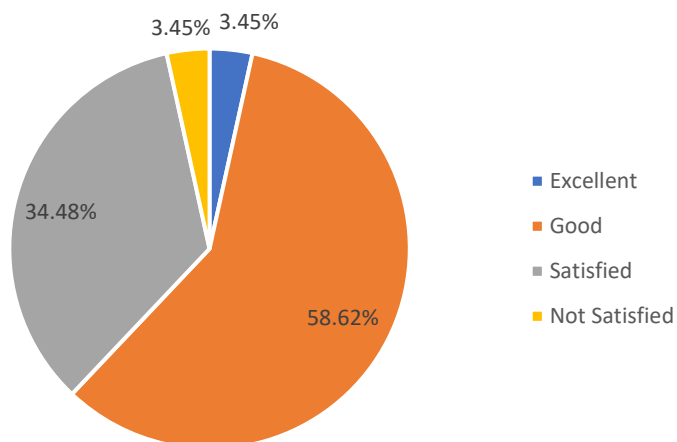
Q1 Rate the syllabus of the courses that you have studied in relation to the competencies expected.

	Frequency	Percent
Excellent	1	3.4
Good	20	69.0
Satisfied	6	20.7
Not Satisfied	2	6.9
Total	29	100.0



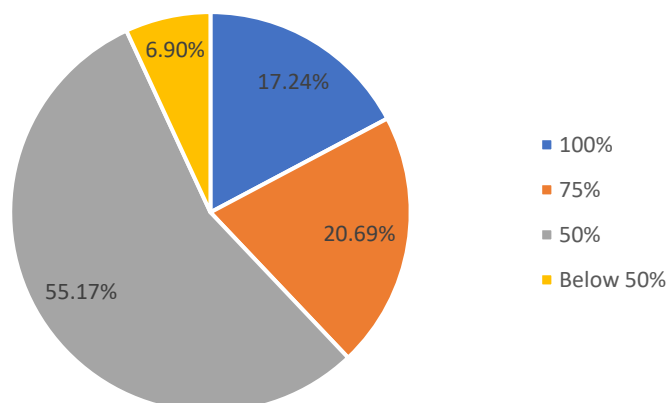
Q2 Rate the relevance of the units in the syllabus of each course

	Frequency	Percent
Excellent	1	3.4
Good	17	58.6
Satisfied	10	34.5
Not Satisfied	1	3.4
Total	29	100.0



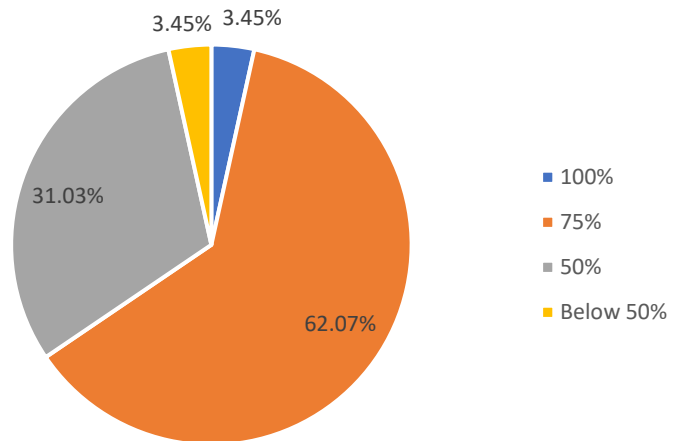
Q3 Rate how the curriculum supports the required Practical skills in the Laboratory

	Frequency	Percent
100%	5	17.2
75%	6	20.7
50%	16	55.2
Below 50%	2	6.9
Total	29	100.0



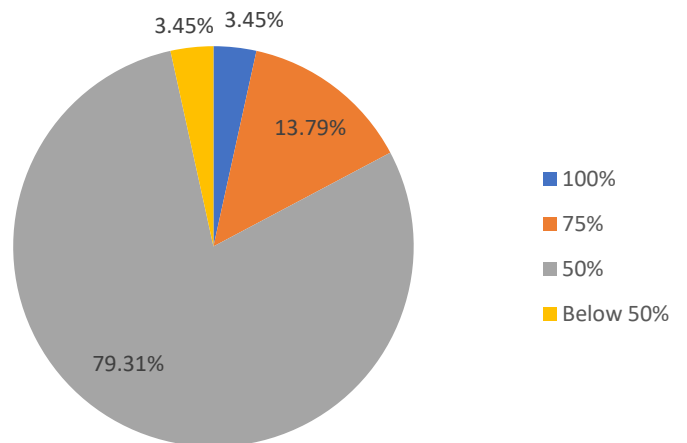
Q4 Rate your curriculum in terms of providing the basic knowledge required for further Education.

	Frequency	Percent
100%	1	3.4
75%	18	62.1
50%	9	31.0
Below 50%	1	3.4
Total	29	100.0



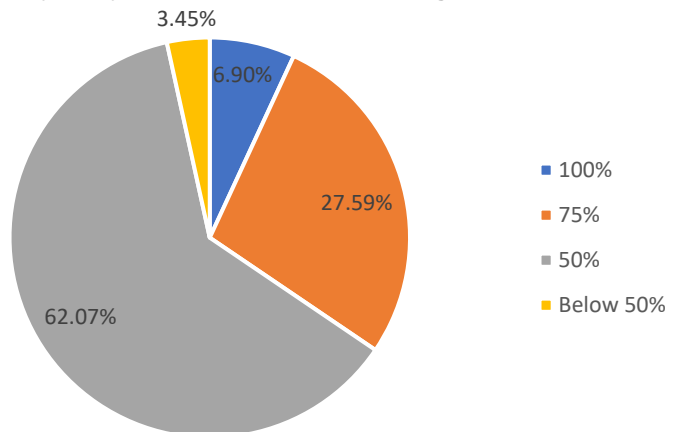
Q5 How far your syllabus was useful to crack the CSIR/ UGC NET/APSET/GATE/..?

	Frequency	Percent
100%	1	3.4
75%	4	13.8
50%	23	79.3
Below 50%	1	3.4
Total	29	100.0



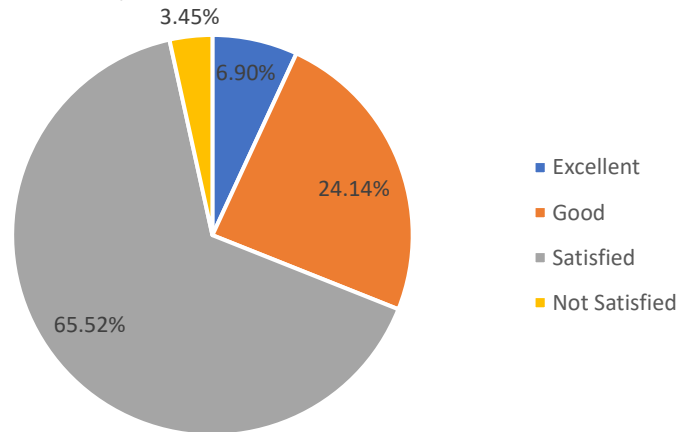
Q6 Rate the Curriculum – in terms of providing employability after completion of the program.

	Frequency	Percent
100%	2	6.9
75%	8	27.6
50%	18	62.1
Below 50%	1	3.4
Total	29	100.0



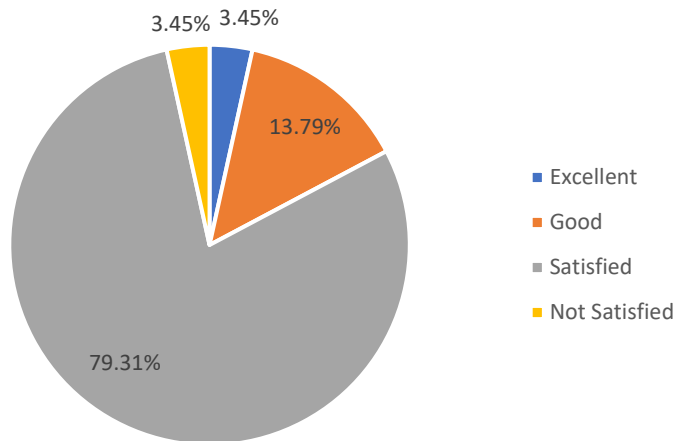
Q7 Rate the curriculum in improving your knowledge in the subject studied?

	Frequency	Percent
Excellent	2	6.9
Good	7	24.1
Satisfied	19	65.5
Not Satisfied	1	3.4
Total	29	100.0



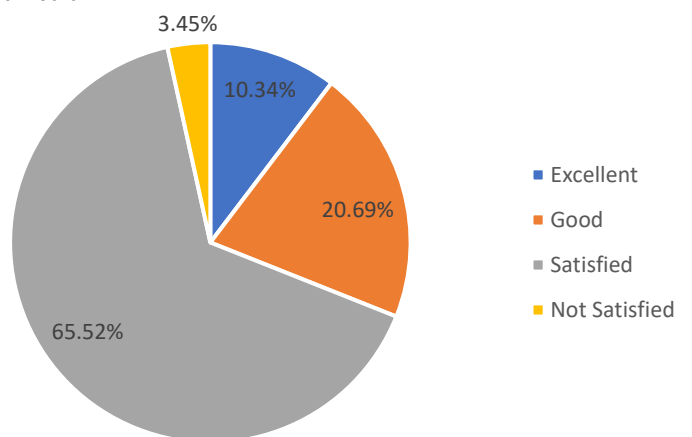
Q8 Rate the curriculum in terms of content evolving from basic level to Advanced Level in the ascending order of semesters.

	Frequency	Percent
Excellent	1	3.4
Good	4	13.8
Satisfied	23	79.3
Not Satisfied	1	3.4
Total	29	100.0



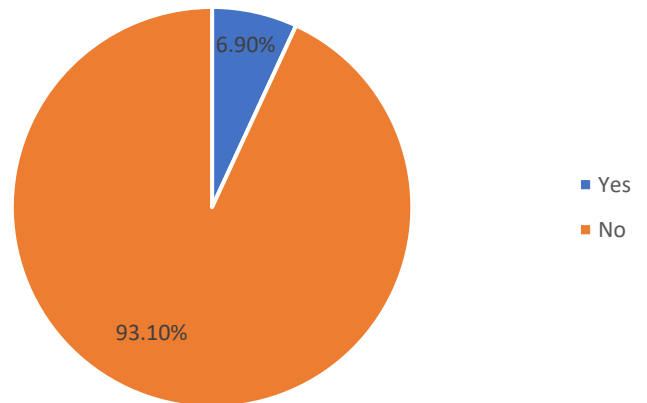
Q9 What is your over all opinion regarding the existing Curriculum?

	Frequency	Percent
Excellent	3	10.3
Good	6	20.7
Satisfied	19	65.5
Not Satisfied	1	3.4
Total	29	100.0



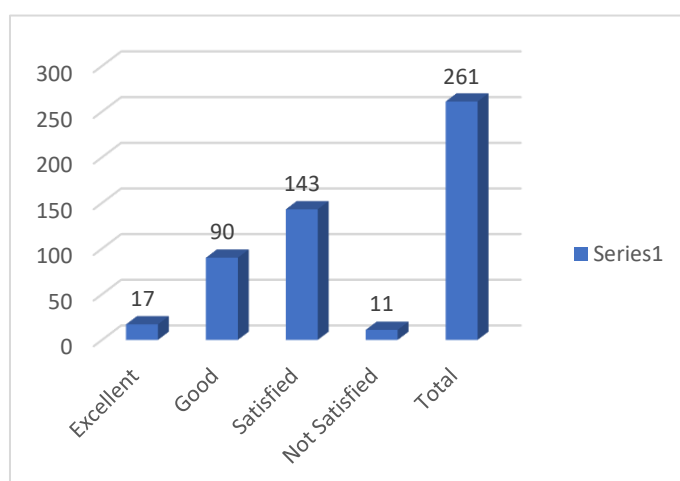
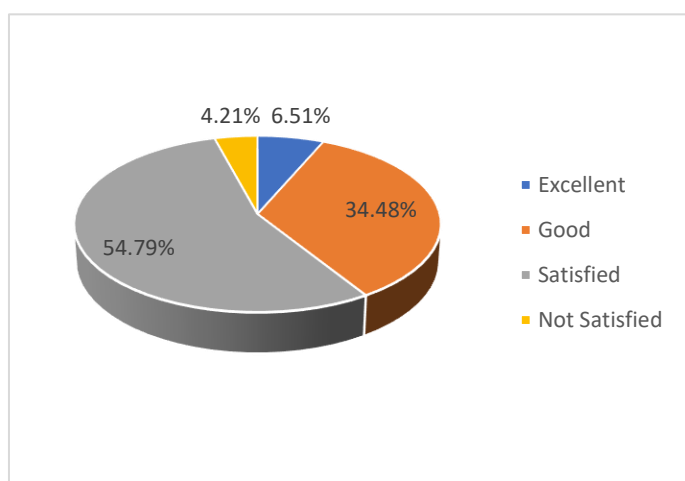
Q10 Do you think there is a need to modify your syllabus? (Yes/No) If yes, specify what portion needs to be modified with justification.

	Frequency	Percent
Yes	2	6.9
No	27	93.1
Total	29	100.0



Consolidated statement of analysis:

S. No	Question	No. of students opined				Total no. of Responses
		Excellent/ (100%)	Good/ (75%)	Satisfied/ (50%)	Not Satisfied/ (Below 50%)	
1.	Rate the syllabus of the courses that you have studied in relation to the competencies expected.	1	20	6	2	29
2.	Rate the relevance of the units in the syllabus of each course.	1	17	10	1	29
3.	Rate how the curriculum supports the required Practical skills in the Laboratory	5	6	16	2	29
4.	Rate your curriculum in terms of providing the basic knowledge required for further Education.	1	18	9	1	29
5.	How far your syllabus was useful to crack the CSIR/ UGC NET/APSET/GATE/..?	1	4	23	1	29
6.	Rate the Curriculum – in terms of providing employability after completion of the program.	2	8	18	1	29
7.	Rate the curriculum in improving your knowledge in the subject studied?	2	7	19	1	29
8.	Rate the curriculum in terms of content evolving from basic level to Advanced Level in the ascending order of semesters.	1	4	23	1	29
9.	What is your over all opinion regarding the existing Curriculum?	3	6	19	1	29
TOTAL		17	90	143	11	261
10.	Do you think there is a need to modify your syllabus? (Yes/No) If yes, specify what portion needs to be modified with justification.	YES: 2		NO: 27		29

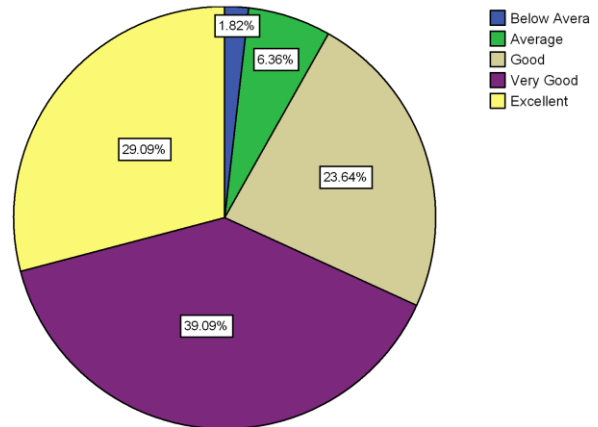


(ii) Feedback from Faculty:

For the academic year 2019-20 feedback was received from 110 numbers of Faculty which are then analyzed and the analysis report is prepared and presented.

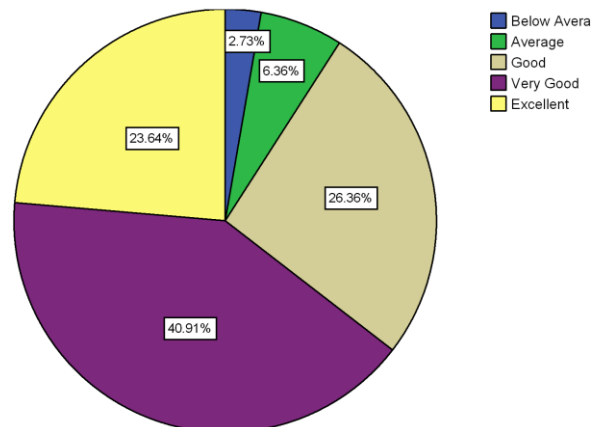
Q1: Board of studies is taking care to ensure the current trends and relevance of the course offering.

	Frequency	Percent
Below Average	2	1.8
Average	7	6.4
Good	26	23.6
Very Good	43	39.1
Excellent	32	29.1
Total	110	100.0



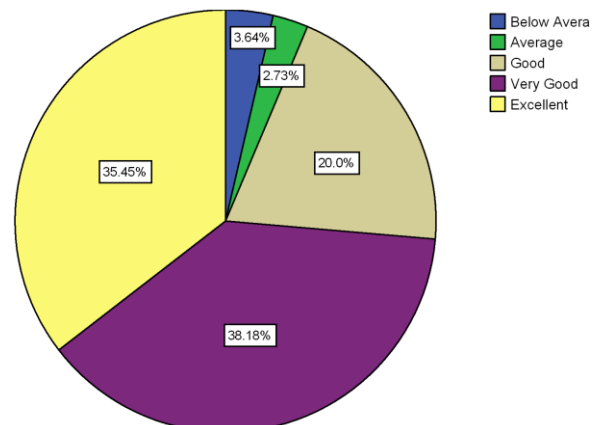
Q2: Employability is given weightage in the curriculum design and development.

	Frequency	Percent
Below Average	3	2.7
Average	7	6.4
Good	29	26.4
Very Good	45	40.9
Excellent	26	23.6
Total	110	100.0



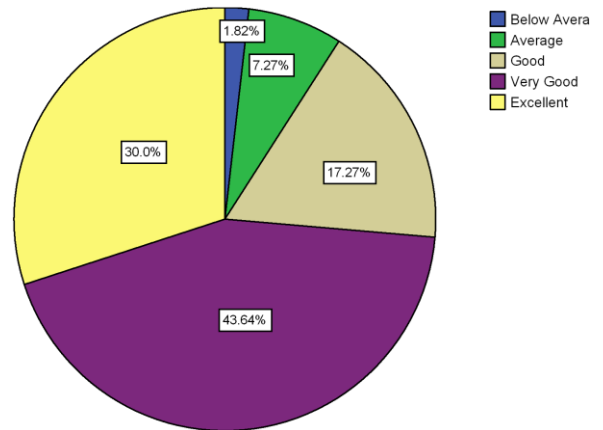
Q3: Enough freedom is given to faculty members to contribute their ideas on curriculum design and development.

	Frequency	Percent
Below Average	4	3.6
Average	3	2.7
Good	22	20.0
Very Good	42	38.2
Excellent	39	35.5
Total	110	100.0



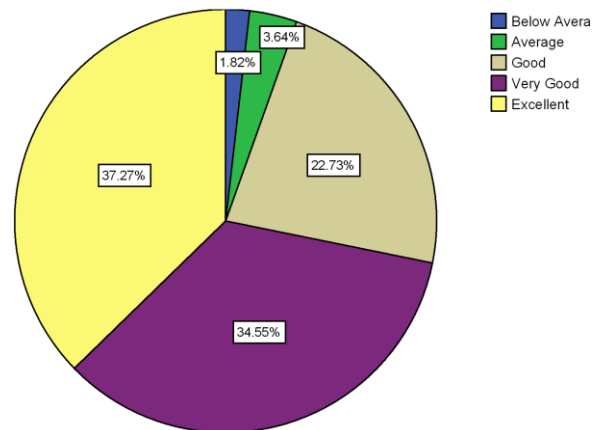
Q4: The system followed by the university for the design and development of curriculum is effective.

	Frequency	Percent
Below Average	2	1.8
Average	8	7.3
Good	19	17.3
Very Good	48	43.6
Excellent	33	30.0
Total	110	100.0



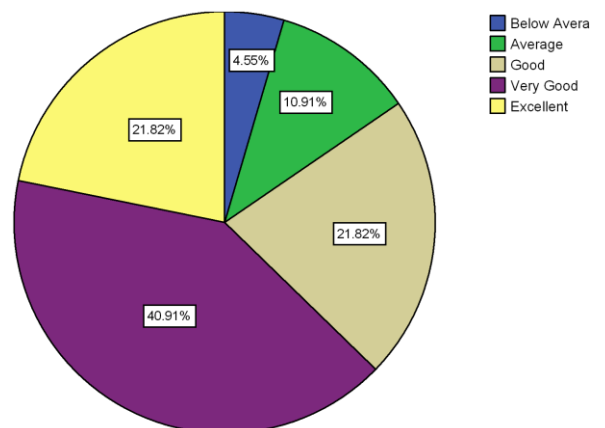
Q5: The curriculum has been updated from time to time.

	Frequency	Percent
Below Average	2	1.8
Average	4	3.6
Good	25	22.7
Very Good	38	34.5
Excellent	41	37.3
Total	110	100.0



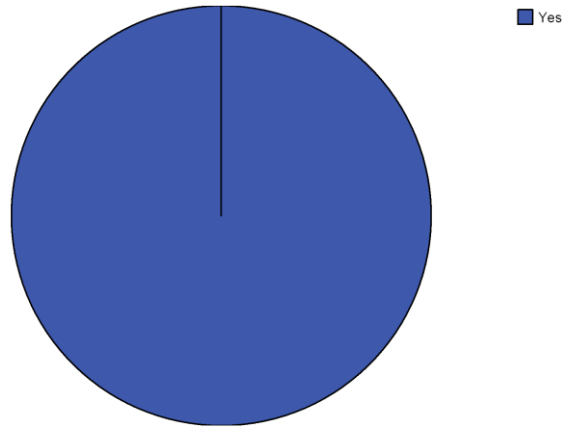
Q6: Representation from business and industry in PG board of studies is helpful in designing and improving the courses.

	Frequency	Percent
Below Average	5	4.5
Average	12	10.9
Good	24	21.8
Very Good	45	40.9
Excellent	24	21.8
Total	110	100.0



Q7: Involvement of University faculty in UGBOS is necessary(Y/N).

	Frequency	Percent
Yes	110	100.0
No	0	0
Total	110	100.0



Consolidated statement of analysis of faculty feedback on curriculum

S. No	Question	No. of faculty opined					Total no. of Responses
		Excellent/ (100%)	Very Good/ (75%)	Good/ (50%)	Average/ (25%)	Below Average/ (Below 25%)	
1.	Board of studies is taking care to ensure the current trends and relevance of the course offering.	32	43	26	7	2	110
2.	Employability is given weightage in the curriculum design and development.	26	45	29	7	3	110
3.	Enough freedom is given to faculty members to contribute their ideas on curriculum design and development.	39	42	22	3	4	110
4.	The system followed by the university for the design and development of curriculum is effective.	33	48	19	8	2	110
5.	The curriculum has been updated from time to time.	41	38	25	4	2	110
6.	Representation from business and industry in PG board of studies is helpful in designing and improving the courses.	24	45	24	12	5	110
TOTAL		195	261	145	41	18	660
7.	Do you think there is a need to modify your syllabus? (Yes/No)	YES: 110		NO: 0			110

